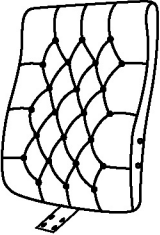
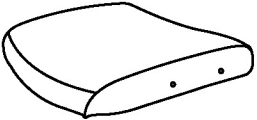
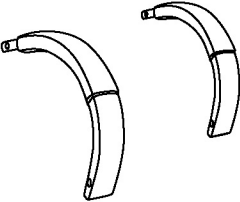
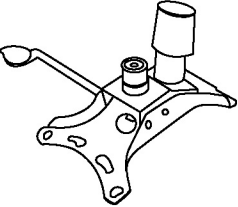

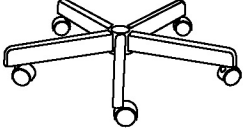
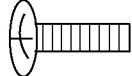

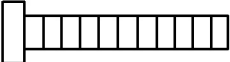


(1)x1	(2)x1	(3)x1 (L)x1 (R)
		
Back Cushion	Seat Cushion	Left-Arm Right-Arm
(4)x 1	(5)x1	(6)x1
		
Mechanism	Gas Lift W/ Cover	Base

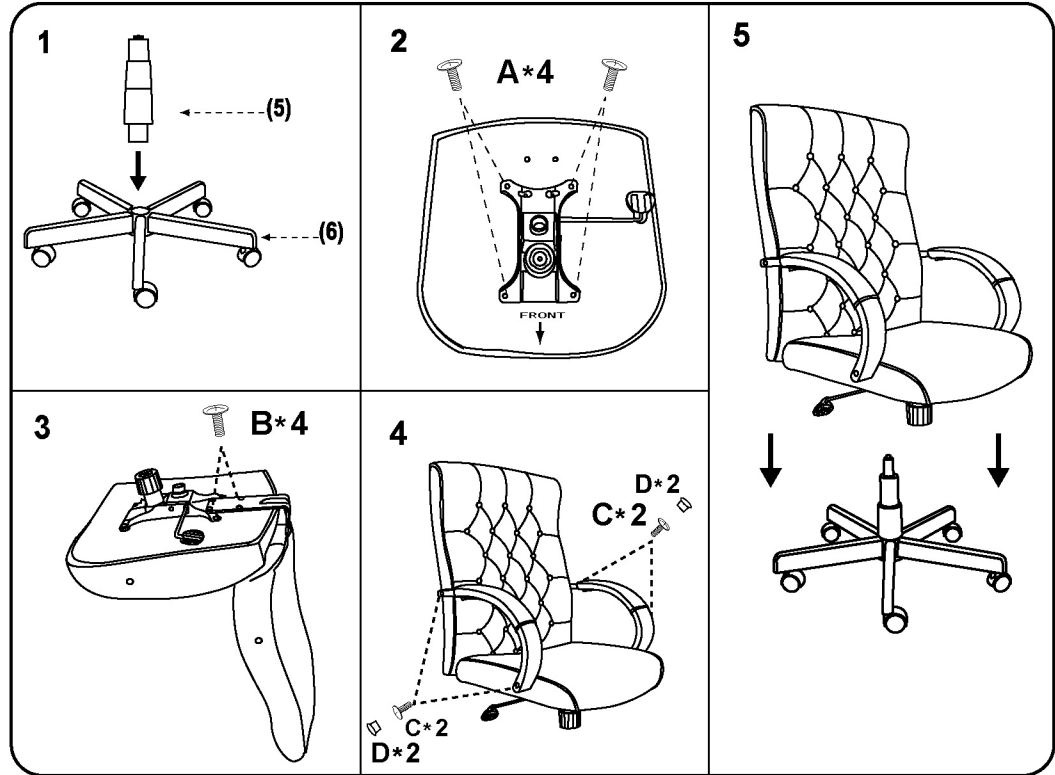
**Please unscrew all screws from cushion before assembly.**

**(A)\*4**  **M8 \* 22**

**(B)\*4**  **M6 \* 30**

**(C)\*4**  **M6 \* 55**

**(D)\*4**  **wood cap**



It is important to assemble all parts so that the directional "Arrows" point in the same direction. Make certain that all screws are FULLY tightened before using the chair. Each month, check all screws and tighten any that may have loosened.

Warning: Do not stand on the seat for any purposes

