



BY APPOINTMENT TO
HER MAJESTY THE QUEEN
MANUFACTURERS AND SUPPLIERS OF FIRST AID
SUPPLIES, TRAINING AND DISINFECTANT SUPPLIES




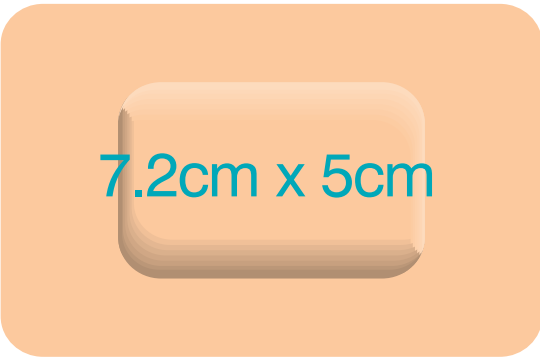
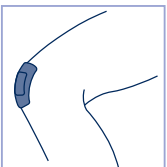


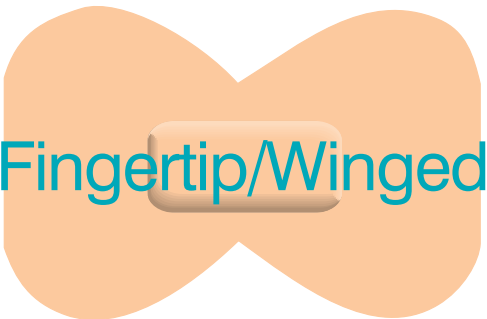
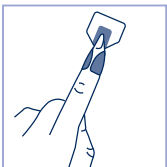


BY APPOINTMENT TO
H.R.H THE PRINCE OF WALES
MANUFACTURERS AND SUPPLIERS
OF FIRST AID DRESSINGS

WALLACECAMERON

Plaster Usage



 <p>7.2cm x 2.5cm</p>	<p>Blue Dectable 7.2cm x 2.5cm</p> <p>Can be applied on most areas such as:</p> <ul style="list-style-type: none"> • on the hand and finger • on the knee • on the arm • on the leg • on the foot
 <p>3.8cm x 3.8cm</p>	<p>Hypoallergenic 3.8 cm x 3.8 cm</p> <p>Can be applied on most areas such as:</p> <ul style="list-style-type: none"> • on the knee • on the leg • on the arm • on the foot 
 <p>7.2cm x 5cm</p>	<p>Washproof 7.2 cm x 5 cm</p> <p>Can be applied on most areas such as:</p> <ul style="list-style-type: none"> • on the knee • on the leg • on the arm • on the foot 
 <p>Anchor/Knuckle</p>	<p>Anchor/Knuckle</p> <ul style="list-style-type: none"> • This is known as an anchor or knuckle plaster. • They can be applied to the knuckle as illustrated 
 <p>Fingertip/Winged</p>	<p>Fingertip/Winged</p> <ul style="list-style-type: none"> • This is known as a fingertip or winged plaster. • They can be applied to the tip of the finger as illustrated. 



Extension Plaster - Ideal for added protection with deeper cuts