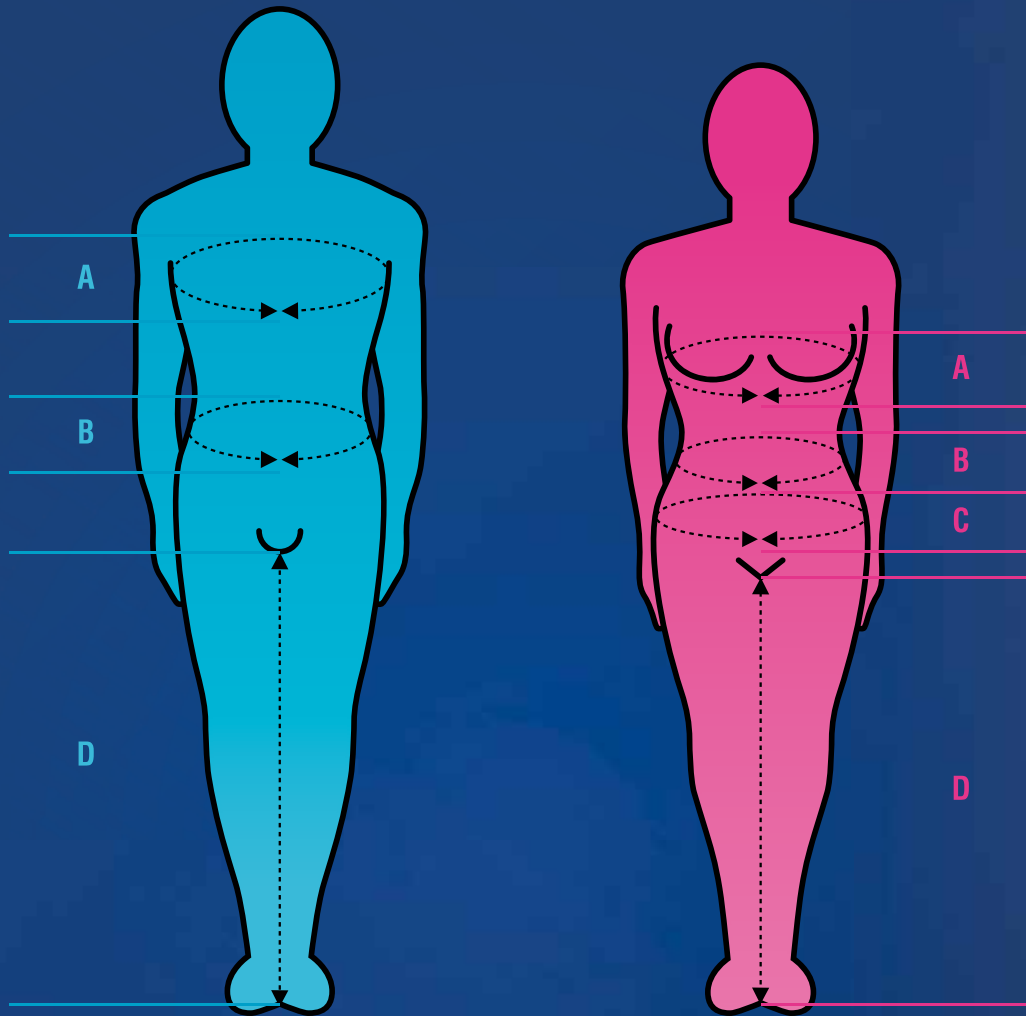


Measuring Guide

A good fit is essential for a professional look and for wearer comfort. Follow these guidelines when choosing your Beeswift garments.



A: Chest or Bust - Measure over the fullest part of the chest under the arms and straight across the back.

B: Waist - Measure around the natural waistline with the tape snug but not too tight.

C: Hips - Measure the fullest part of the body, generally 20cm below the waist.

D: Inside Leg - Measure from crotch to floor to determine your normal leg measurement.

Do's and Dont's before you order

Do not measure over clothing | Do not pull the tape too tight | Take the measurement from the fullest part of your body

Ask someone else to measure you for greater accuracy | Use the same unit of measurement when placing your order

Check garment is sized inches (") or centimetres (cm) | Always order the garment to accommodate the largest measurement

Guide to Garment Sizes

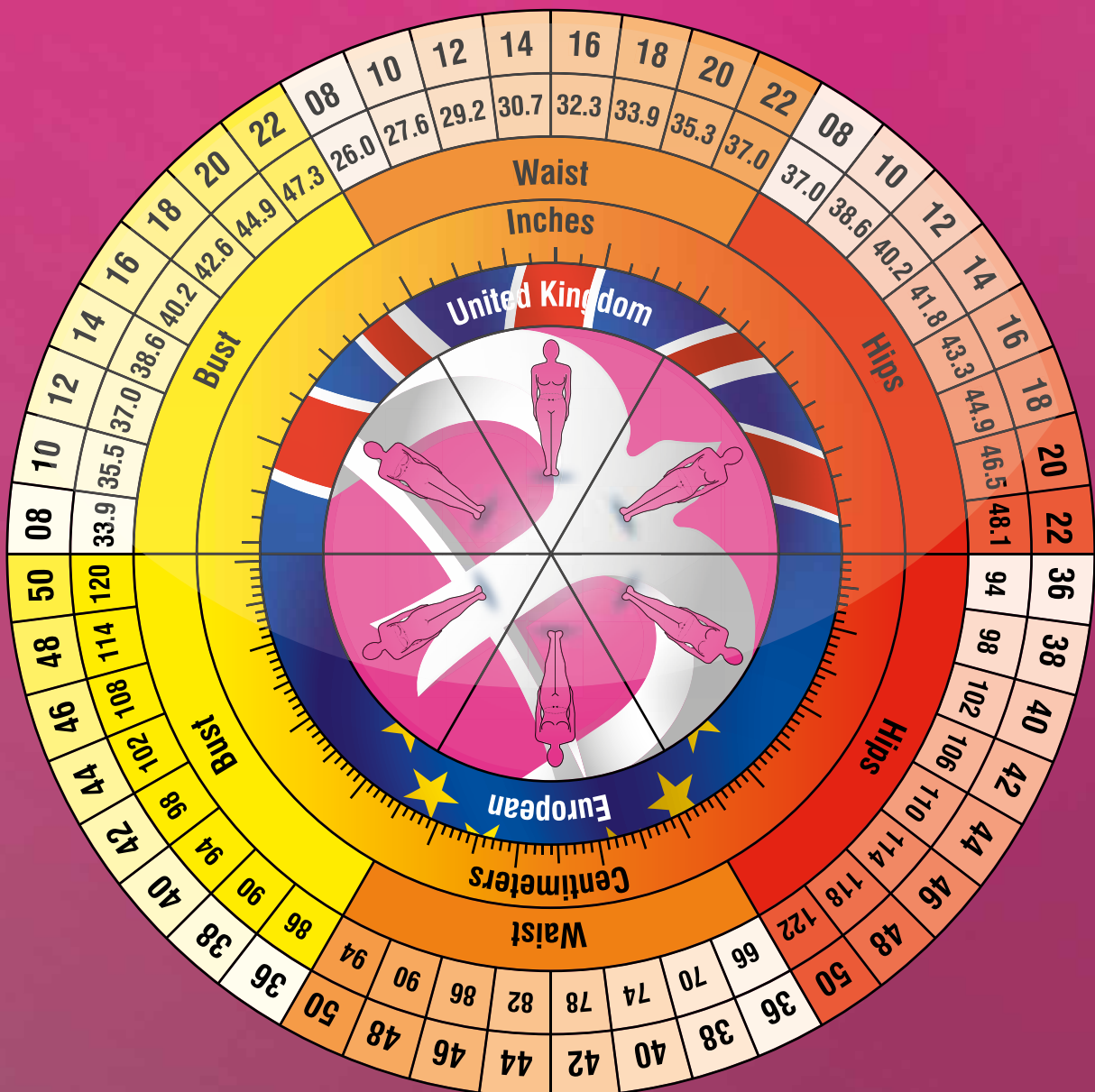
Ladies dresses, coats & tunics sizes

		Bust	
		UK	EU
XS	8	34.7"	88cm
S	10	36.2"	92cm
M	12	39.4"	100cm
L	14	43.3"	110cm
XL	16	48.1"	122cm
XXL	18	52.8"	134cm

		Waist	
		UK	EU
XS	8	25.2"	64cm
S	10	26.8"	68cm
M	12	29.9"	76cm
L	14	33.9"	86cm
XL	16	38.6"	96cm
XXL	18	43.3"	110cm

		Hips	
		UK	EU
XS	8	37.0"	94cm
S	10	38.6"	98cm
M	12	41.8"	106cm
L	14	45.7"	116cm
XL	16	50.4"	128cm
XXL	18	55.2"	140cm

Ladies jackets, blouse, skirts & trouser sizes



Guide to Garment Sizes

The following details are a **general guide** to product sizing when garments are marked Small, Medium, Large and so on. Each type and style of garment, depending on which layer it is, will have an appropriate ease allowance built into it to enable it to be worn over/under other layers. This may vary from manufacturer to manufacturer but it is generally between 4 and 8 inches (10-20cm) and is referred to as 'over measure'.

Fit according to chest size

Size	Chest Size	
Small	35" - 37"	88cm - 93cm
Medium	37" - 39"	93cm - 99cm
Large	39" - 43"	99cm - 109cm
XLarge	43" - 46"	109cm - 116cm
XXL	46" - 49"	116cm - 124cm
XXXL	49" - 52"	124cm - 132cm

Fit according to waist size

Size	Waist Size	
Small	28" - 30"	71cm - 76cm
Medium	32" - 34"	81cm - 86cm
Large	34" - 36"	86cm - 91cm
XLarge	36" - 38"	91cm - 96cm
XXL	40" - 42"	101cm - 106cm
XXXL	44" - 46"	111cm - 116cm

Guide to European (EU) Sizes

Chest Sizes







Inches	34	36	38	40	42	44	46	48	50	52	54	56	58	60	62	64
CMs	86	91	96	101	106	111	116	121	127	132	137	142	147	152	157	162
EU	44	46	48	50	52	54	56	58	60	62	64	66	68	70	72	74

Waist Sizes

Inches	26	28	30	32	34	36	38	40	42	44	46	48	50	52	54	56
CMs	66	71	76	81	86	91	96	101	106	111	116	121	127	132	137	142
EU	36	38	40	42	44	46	48	50	52	54	56	58	60	62	64	66

* Please note that some countries adopt a different numbering system for their size ranges

Chef's Jackets & trouser sizes

INT		Jacket	Trouser					
XS		34"	28/30"	Jacket				
S			30/32"	38"	Trouser			
M				40"	34/36"	Jacket		
L					38/40"	44"	Trouser	
XL						48"	42"	Jacket
XXL							44"	52"

Useful Information

Garment Symbols

Many of our garments come with key features. Below are the symbols that describe them for quick and easy reference.



Tested to EN Standards



No standards applied



Conforms to GO/RT 3279



Conforms to EN471



Fire Retardant properties



Conforms to EN ISO 20471



Comes with a hood



Weatherproof properties



Garment is reversible



Comes with a detachable hood



This is a new product to our range



Fully interactive with another garment



Half elasticated waistband



Fully elasticated waistband



Taped seams



Reinforced elasticated waist



3M Thinsulate® lining



Welded or reinforced seams



Has breathable fabric



3M Scotchlite® tape



Comes with a radio loop



Garment has a heavy-duty zip fastening



Pockets for knee pad access



Has a mobile phone pocket



Comes with a Euroslot retail tag



Pocket or D-Rings for easy ID access



Comes with a Euroslot retail bag



Has been clam-packed

Colour Swatches

Below are the abbreviations corresponding to the colour swatches.



Ash



Blue



Beige



Bottle Green



Black



Brown



Burgundy



Check



Green



Gold



Grey



Honey



Light Blue



Navy



Olive



Hi-Vis Orange



Orange



Pink



Purple



Royal



Red



Spruce



Saturn Yellow



Tan



White



Yellow

Laundry Instructions

Symbols for Washing



Machine Wash
NORMAL



Machine Wash
COLD



Machine Wash
WARM



Machine Wash
HOT
Text



Machine Wash
NORMAL
Permanent Press



Machine Wash
COLD
Permanent Press



Machine Wash
WARM
Permanent Press



Machine Wash
HOT
Permanent Press



Machine Wash
NORMAL
Delicate Cycle



Machine Wash
COLD
Delicate Cycle



Machine Wash
WARM
Delicate Cycle



Machine Wash
HOT
Delicate Cycle



Wash at Indicated
Temperature 40°C



Hand Wash
Only



Do Not
Wash

Symbols for Bleaching



Bleaches can
be safely used



Can be bleached
using Chlorine



Non-Chlorine
bleach must be
used



Do Not
Bleach

Symbols for Drying



Can be
Tumble Dried



Tumble Dry
Permanent Press



Tumble Dry
LOW HEAT



Tumble Dry
Delicate Cycle



Tumble Dry
MEDIUM HEAT



Tumble Dry
LOW HEAT
Permanent Press



Tumble Dry
HIGH HEAT



Tumble Dry
MEDIUM HEAT
Delicate Cycle



Do Not
Tumble Dry



Tumble Dry
NO HEAT



Line Dry or
Hang to Dry



Dry in
Shade



Should be
Drip Dried



Should be
Dried Flat



Do Not
Wring

Symbols for Ironing



Iron, Steam
or Dry
LOW HEAT



Iron, Steam
or Dry
ANY HEAT



Iron, Steam
or Dry
MEDIUM HEAT



Do Not Iron
with Steam



Iron, Steam
or Dry
HIGH HEAT



Do Not
Iron

Symbols for Dry Cleaning



Can be
Dry Cleaned



Dry Clean
REDUCED MOISTURE



Dry Clean
LOW HEAT



Dry Clean,
Any Solvent



Dry Clean
SHORT CYCLE



Dry Clean
NO STEAM



Dry Clean,
Petroleum Solvent
Only



Dry Clean,
Any Solvent except
Trichloroethylene



Do Not
Dry Clean