

# ***Fellowes***

## Ergonomic Solutions



## Workstation Document Holder

# Workstation

## Document Support

### Features:

- Easel back extends for height and angle adjustment or folds flat for easy storage
- Holds up to 125 sheets of paper at a time
- Includes a removable line guide for highlighting text
- Track design allows user to position line guide and paper holder along the top or side
- Tested by FIRA International Ltd to comply with the ergonomic requirements set out in European Health and Safety Legislation EN ISO 9241-5



### Specification:

Code	21106
Colour	Black
Product Dimensions (H x W x D)	28.57 x 25.71 x 18.73 cm
Product Weight	0.27 kg
Retail Packaging Dimensions (H x W x D)	34.92 x 27.94 x 3.49 cm
Retail Packaging Weight	0.36 kg
Outer Carton Dimensions (H x W x D)	16.67 x 29.53 x 37.47 cm
Number of Height Adjustments	Infinite within range
Height Range	56 – 205 mm
Angle Range	58° - 82°
Sheet Capacity	100 - 150
Weight Capacity	0.6 kg
Paper Size	A4
Line Guide	Yes
Features	Adjustable Line Guide
Retail Barcode (UPC)	077511211065
Outer Carton Barcode (SCS)	10077511211062
Quantity per Outer Carton	6
Warranty	1 Year Limited



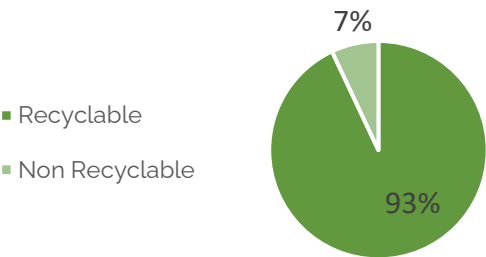
**Ergonomic design**  
Reduce neck strain with raised paperwork position



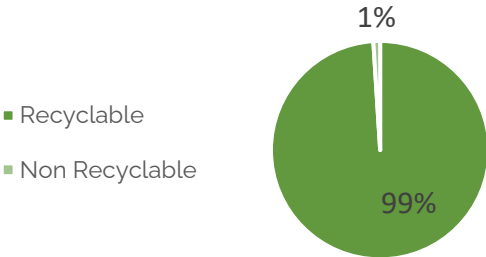
**Line guide**  
Track design allows user to position line guide and paper holder along the top or side

Recyclability:

Product



Packaging



### Ergonomic Working:



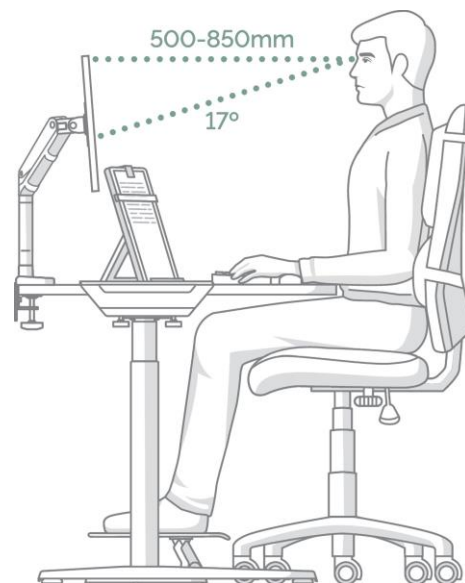
## ZONE 3

RELIEVE NECK STRAIN

Achieve comfortable reading  
Ensure your eyes are in line with  
paperwork by positioning it vertically.

#### How to use a document holder

1. **Position:** Place the holder at the side of your screen then tilt the holder towards you so you can clearly see all the document without moving your head downwards.
2. **Check screen position:** Ensure that your main monitor is positioned at approximately arms' reach with the top of the screen roughly level with your eyes.
3. **Viewing documents:** Adjust the angle of your document holder so the top of the document it is as high as possible to reduce the need for bending your neck and leaning forwards. Line guides can help keep paper in place and help you navigate to text faster.
4. **Lighting:** Make sure you have suitable lighting to view your documents.



### Certifications:

EN ISO 9241-5 1999 Ergonomic requirements for office work with visual display terminals (VDT's): part 5: 1999, workstation layout and postural requirements.



### Aftercare:

**Cleaning:** Wipe over with a damp microfibre cloth. Do not use any cleaning solutions.

**Handling & Storage:** Read and follow all instructions and warnings before use. This product is intended for indoor use only.

Dimensional Drawings:

