



Jabra Sport Pulse™ Special Edition

Smarter wireless with in-ear heart rate monitor

Now you can train even smarter with the world's first sports headphones with automatic VO2 Max measuring.

Test, monitor and analyze your physical fitness level with the built-in heart rate monitor and VO2 Max measurement – all while listening to superior sound quality music for the extra motivation you need to power you through your next training run or workout.

Superior Sound – now with passive noise cancellation and enhanced bass

Get rid of the surrounding noise at the gym and focus on your performance! With superior sound quality, passive noise cancellation and enhanced bass, Jabra Sport Pulse will make sure that your favorite playlist sounds better than ever and will maximize your music motivation.

Built-in heart rate monitor

Understanding your heart rate is as simple as putting on your headphones. The built-in heart rate monitoring technology measures your heart rate via your inner ear. Jabra Sport Pulse delivers clinical-grade accuracy and ensures that you are always training at the right intensity level to improve your performance. Let your heart rate become a stable parameter for measuring your performance and push yourself even further.

Automatic VO2 Max tracking

VO2 Max is a scientific way to measure your absolute fitness. Analyzing your VO2 Max levels can be used to enhance your performance and further your training. For instance, a 5% improvement in your VO2 Max score would typically cut 5 minutes off of your 10k run time!

VO2 Max describes the maximum rate of oxygen that your body consumes during exercise, and also helps to determine your endurance level. By constantly measuring and analyzing the data, you will be able to track your performance not only in terms of distance, time and heart rate – but now also analyzing your performance using real-time oxygen consumption levels like professional athletes.

3 Year Warranty

Limited 3 year warranty against failure from sweat. Registration via the Jabra Sport Life app is required. *(By registering your product via the Jabra Sport Life app you are entitled to a special limited 3 year warranty against failure from perspiration. The warranty terms appear from the warranty statement in this box and on www.jabra.com/warrantyservice, and may also be found via the Jabra Sport Life app.)*

Reasons to choose

Jabra Sport Pulse™ Special Edition

- Superior sound – now with passive noise cancellation and enhanced bass
- Heart rate monitor and NEW Automatic VO2 Max fitness tracking
- Intelligent in-ear audio coaching for personalized workouts
- GN Group – pioneers in sound, from sports headphones to hearing aids

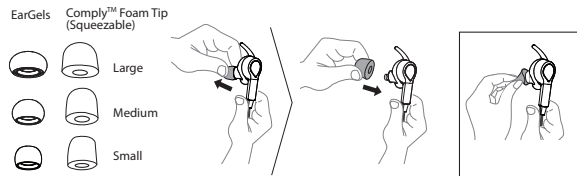


01 How to wear

The earphones must be correctly fitted to enable accurate heart rate detection. If your heart rate cannot be detected, try a different eargel size or EarWing. View the Fitting guide on the Jabra Sport Life app.

SELECT THE CORRECT EARGEL OR COMPLY™ FOAM TIP

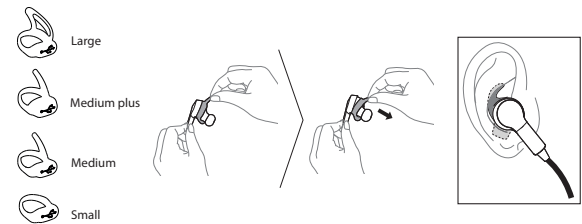
For the optimal audio experience, try each of the different EarGel, or Comply™ Foam Tip sizes.



NOTE: Squeeze the Comply™ Foam Tips before fitting them into your ear, and allow 10-15 seconds for the foam to expand and seal your ear canal.

SELECT THE CORRECT EARWING

For the most secure fit during your workout, try each of the different EarWing styles. The top of the EarWing should fit tight into the ridge of your ear.



USING THE FITCLIP (OPTIONAL)

The FitClip secures the cable behind your neck.



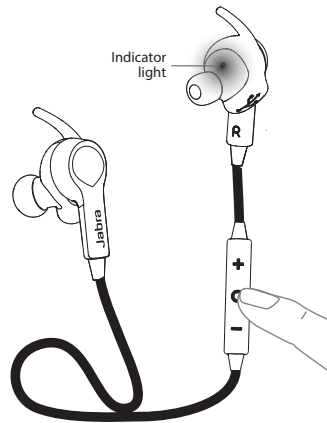
DID YOU KNOW!

You can watch how-to-wear videos on jabra.com/sportpulsewireless

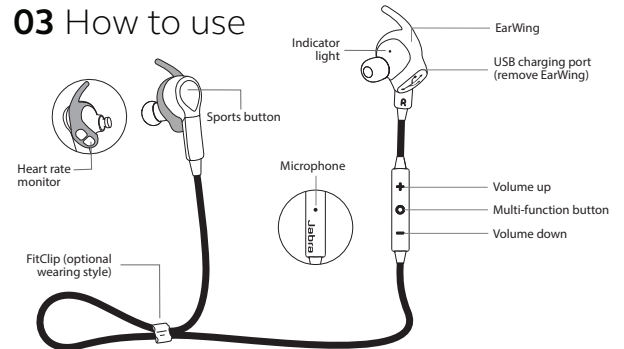
02 How to connect

CONNECT TO A BLUETOOTH DEVICE

1. Turn on Bluetooth on your mobile phone.
2. Press and hold the **Multi-function** button on the controller until the indicator light on the right earbud flashes blue. Release the button.
3. Follow the voice-guided connection instructions to connect to your Bluetooth device.



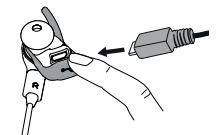
03 How to use



CHARGING

Pull back the EarWing on the right earphone to expose the USB charging port.

It takes approx. 2 hours to fully charge the battery.



CALLS AND MUSIC		
Turn on/off	Press and hold (3 sec) the Multi-function button until the indicator light flashes	
Play/pause music	Tap the Multi-function button	
Answer/end call	Tap the Multi-function button	
Reject call	Double-tap the Multi-function button	
Redial last number	When not on a call, double-tap the Multi-function button	

Adjust volume	Tap the Volume up or Volume down button
Skip track	Press and hold (2 secs) the Volume up or Volume down button
Mute	Tap both the Volume up and Volume down buttons at the same time
Battery status	Tap the Volume up or Volume down button, when not on a call or listening to music

Features and Specifications

- Wireless Sports headphones with Automatic fitness testing
- Biometric in-ear heart rate monitor
- Jabra Sport Life application for integrated training management
- Control music and calls directly from the headphones
- IP55 certified, drop, strength, dirt, temperature & humidity tested
- Connects to all Bluetooth® ready devices – phones, computers, tablets and more
- Up to 5 hours of talk time (including heart rate monitoring)/music time and up to 10 days standby time
- Jabra Sport Pulse™ Special Edition headphones, 3 sets of eargels, 3 sets of EarWings, 3 sets of Comply Foam tips in different sizes, 4 FitClips, 1 Protective Pouch, 1 USB cable, 1 Quick Start Guide