

Fellowes

Ergonomic Solutions



Premium Gel
**Angle Adjustable Keyboard
Wrist Support**

Premium Gel

Angle Adjustable Keyboard Wrist Support

Features:

- Angle adjustable with a 10mm forward or negative adjustment allows for individual customisation and a preferred working position to be adopted
- Soothing gel provides comfort and support
- Long-lasting polyester covering withstands everyday wear and tear
- Non-skid backing keeps wrist support in place
- Accredited against BS EN ISO 9241 by FIRA International, an independent Ergonomic Accreditator



Specification:

Code	9374201
Colour	Black
Product Dimensions (H x W x D)	2.54 x 48.90 x 8.89 cm
Product Weight	0.80 kg
Retail Packaging Dimensions (H x W x D)	53.34 x 11.43 x 3.02 cm
Retail Packaging Weight	0.90 kg
Outer Carton Dimensions (H x W x D)	12.70 x 15.08 x 53.98 cm
Outer Carton Weight	3.79 kg
Angle Adjustments	± 10 mm
Material	Gel
Type of Wrist Support	Keyboard
Retail Barcode (UPC)	043859589326
Outer Carton Barcode (SCS)	50043859589321
Quantity per Outer Carton	4
Country of Origin	China
Warranty	5 Year limited

Premium Gel Angle Adjustable Keyboard Wrist Support




Ergonomic wrist position

Provides support to your wrists, ensuring your forearms are horizontal and wrists are in a neutral position.



Angle-adjustable

Individuals can customize their working position with a 10mm adjustable angle in either a forward or negative direction.

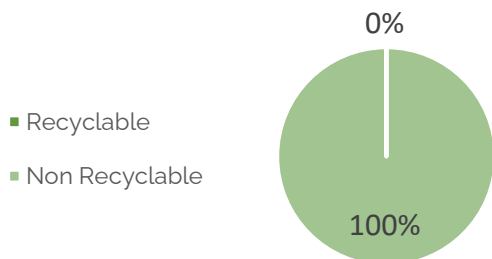


Soothing Gel

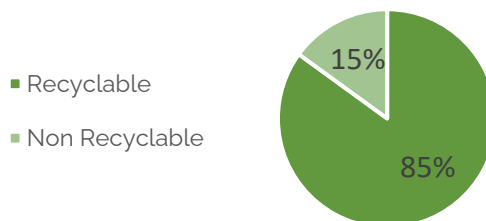
Soothing gel cushion with durable polyester cover for long-lasting comfort and support.

Recyclability:

Product



Packaging



Ergonomic Working:



ZONE 2 AVOID WRIST PRESSURE

Support your wrists.
Keep forearms parallel with the top of your desk and wrists in a neutral posture.

Fellowes

How to use a Wrist Support

- 1. Mouse position:** Place your mouse and mousepad/flex rest in line with your shoulders, or as close to your keyboard as possible to avoid tension in the arm and shoulder (or so your arm is relaxed by your body)
- 2. Keyboard position:** Place your keyboard/rest close to you so you do not need to reach forward
- 3. Arm position:** Check your sitting height to ensure your forearms are horizontal and your wrists are in a neutral position when mousing or typing.



Certifications:

Pending: EN ISO 9241-5 1999 Ergonomic requirements for office work with visual display terminals (VDT's): part 5: 1999, workstation layout and postural requirements.



Aftercare:

Cleaning: Wipe over with a damp microfibre cloth. Do not use any cleaning solutions.

Handling & Storage: Read and follow all instructions and warnings before use. This product is intended for indoor use only.

Dimensional Drawings:

