



POWERSHRED® 75Cs

THE WORLD'S **TOUGHEST** SHREDDERS™



POWERSHRED® 75Cs

THE WORLD'S **TOUGHEST** SHREDDERS™

Declaration of Conformity

Fellowes Manufacturing Company

Yorkshire Way, West Moor Park, Doncaster, South Yorkshire, DN3 3FB, England declares that the product Model 75Cs conforms with the requirements of the Restriction of Hazardous Substances Directive (2002/95/EC), the Low Voltage Directive (2006/95/EC) and the Electromagnetic Compatibility Directive (2004/108/EC) and the following harmonized European Names (EN Standards) and IEC Standards.

Safety: EN60950-1:2006+A11:2009 EN13857:2008

EMC Standard: EN55014-1:2006+A1:2009 EN55014-2:1997+A1:2001+A2:2008 EN61000-3-2:2006+A1:2009+A2:2009 EN61000-3-3:2008

Itasca, Illinois, USA
March 1, 2011

James Fellowes
James Fellowes



Questions or Concerns?

www.fellowes.com

- Troubleshooting
- Registration
- Manuals

Customer Service & Support

- Troubleshooting
- Replacement parts
- General questions

Australia	+1-800-33-11-77
Europe	00-800-1810-1810
United Kingdom	+44-(0)-1302-836836
United States	+1-800-955-0959

Fellowes 1789 Norwood Avenue, Itasca, Illinois 60143-1095 • USA • 630-893-1600

www.fellowes.com

©2011 Fellowes, Inc. Part No. 406145 Rev B

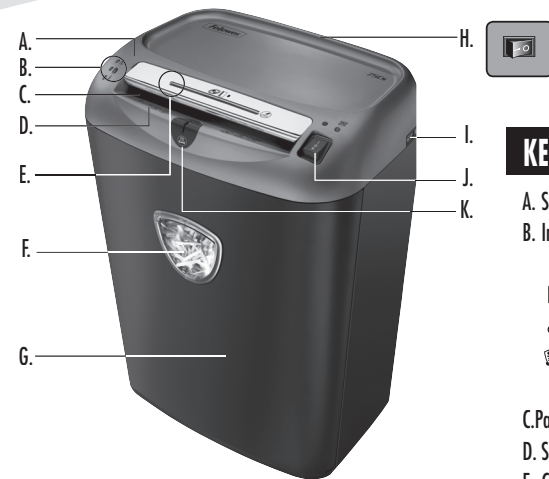
Please read these instructions before use.
Do not discard: keep for future reference.

Fellowes

Quality Office Products Since 1917

ENGLISH

Model 75Cs



KEY

- A. SafeSense® Technology
- B. Indicator lights
 - 1. Overheat (red)
 - 2. Bin Open (red)
 - 3. Remove Paper (red)
 - 4. SafeSense® (yellow)
 - 5. Auto-On (green)
- C. Paper entry
- D. See safety instructions
- E. Card/CD entry
- F. Window
- G. Pull-out bin
- H. Disconnect power switch
 - 1. OFF
 - I 2. ON
- I. SafeSense® override switch
 - Active
 - Not active
- J. Control switch
 - I 1. Auto-On
 - O 2. OFF
 - R 3. Reverse
- K. Sheet capacity indicator

CAPABILITIES

Will shred: Paper, credit cards, CD/DVDs, staples and small paper clips

Will not shred: Continuous forms, adhesive labels, transparencies, newspaper, cardboard, large paper clips, laminates or plastic other than noted above

Paper shred size:

Cross-Cut 3.9mm x 38mm

Maximum:

Sheets per pass 12*

Cards/CDs per pass 1*

Paper entry width 229mm

*A4 (70g), paper at 220-240V/50 Hz, 1.5Amps; heavier paper, humidity or other than rated voltage may reduce capacity. Recommended daily usage rates: 500 sheets per day; 25 cards; 10 CDs. 12 sheets per pass.

⚠ WARNING: IMPORTANT SAFETY INSTRUCTIONS — Read Before Using!

- Keep away from children and pets. Keep hands away from paper entry. Always set to off or unplug when not in use.
- Keep foreign objects – gloves, jewelry, clothing, hair, etc. – away from shredder openings. If object enters top opening, switch to Reverse (R) to back out object.
- Never use aerosol products, petroleum based lubricants or other flammable products on or near shredder. Do not use canned air on shredder.
- Do not use if damaged or defective. Do not disassemble shredder. Do not place near or over heat source or water.
- Operation, maintenance, and service requirements are covered in the instruction manual. Read the entire instruction manual before operating shredders.
- This shredder has a Disconnect Power Switch (H) that must be in the ON (I) position to operate shredder. In case of emergency, move switch to OFF (O) position. This action will stop shredder immediately.
- Avoid touching exposed cutting blades under shredder head.
- Shredder must be plugged into a properly grounded wall outlet or socket of the voltage and amperage designated on the label. The grounded outlet or socket must be installed near the equipment and easily accessible. Energy converters, transformers, or extension cords should not be used with this product.
- FIRE HAZARD – Do NOT shred greeting cards with sound chips or batteries.
- For indoor use only.

BASIC SHREDDING OPERATION




Continuous operation:
10-12-minute maximum
NOTE: Shredder runs briefly after each pass to clear entry. Continuous operation beyond 10-12-minutes will trigger 20-minute cool down period.

PAPER OR CD/CARD



1 Plug in and put disconnect power switch in ON (I) position



2 Press Auto-On (I)



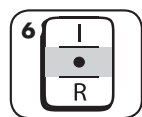
3 Check paper amount



4 Feed paper straight into paper entry and release



5 Feed into card/CD entry and release



6 When finished shredding set to OFF (O)


ADVANCED PRODUCT FEATURES



SAFESENSE® TECHNOLOGY OPERATION

Stops shredding immediately when hands touch the paper opening.

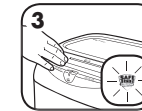
SET-UP AND TESTING



1 Turn the shredder ON (I) to activate SafeSense®



2 Touch test area and look for the SafeSense® indicator to illuminate



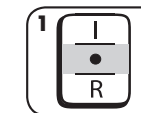
3 SafeSense® is active and working properly

BASIC PRODUCT MAINTENANCE

OILING SHREDDER

All cross-cut shredders require oil for peak performance. If not oiled, a machine may experience diminished sheet capacity, intrusive noise when shredding and could ultimately stop running. To avoid these problems, we recommend you oil your shredder each time you empty your waste bin.

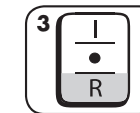
FOLLOW OILING PROCEDURE BELOW AND REPEAT TWICE



1 Set to Off (O)



2 *Apply oil across entry



3 Set to Reverse (R) for 2-3 seconds

CAUTION *Only use a non-aerosol vegetable oil in long nozzle container such as Fellowes 35250 

TROUBLESHOOTING



A



B



C



D

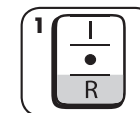
A. Overheat Indicator: When the Overheat Indicator is illuminated, the shredder has exceeded its maximum operating temperature and needs to cool down. This indicator will remain illuminated and the shredder will not operate for the duration of the recovery time. See Basic Shredding Operation for more information about the continuous operation and recovery time for this shredder.

B. Bin Open: The shredder will not run if the bin is open. When illuminated, close the bin to resume shredding.

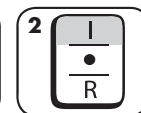
C. Remove Paper: When illuminated, press reverse (R) and remove paper. Reduce paper quantity to an acceptable amount and refeed into paper entry.

D. SafeSense® Indicator: If hands are too close to the paper entry, the SafeSense® indicator will illuminate and the shredder will stop shredding.

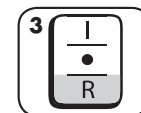
PAPER JAM



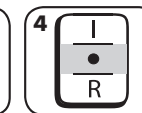
1 Press and hold Reverse (R)




2 Alternate slowly back and forth



3 Set to Off (O) and unplug



4 Gently pull uncut paper from paper entry. Plug in.



6 Press and hold Reverse (R)

LIMITED PRODUCT WARRANTY

Limited Warranty: Fellowes, Inc. ("Fellowes") warrants the parts of the machine to be free of defects in material and workmanship and provides service and support for 1 year from the date of purchase by the original consumer. Fellowes warrants the cutting blades of the machine to be free from defects in material and workmanship for 5 years from the date of purchase by the original consumer. If any part is found to be defective during the warranty period, your sole and exclusive remedy will be repair or replacement, at Fellowes' option and expense, of the defective part. This warranty does not apply in cases of abuse, mishandling, failure to comply with product usage standards, shredder operation using an improper power supply (other than listed on the label), or unauthorized repair. Fellowes reserves the right to charge the consumers for any additional costs

incurred by Fellowes to provide parts or services outside of the country where the shredder is initially sold by an authorized reseller. ANY IMPLIED WARRANTY, INCLUDING THAT OF MERCHANTABILITY OR FITNESS FOR A PARTICULAR PURPOSE, IS HEREBY LIMITED IN DURATION TO THE APPROPRIATE WARRANTY PERIOD SET FORTH ABOVE. In no event shall Fellowes be liable for any consequential or incidental damages attributable to this product. This warranty gives you specific legal rights. The duration, terms, and conditions of this warranty are valid worldwide, except where different limitations, restrictions, or conditions may be required by local law. For more details or to obtain service under this warranty, please contact us or your dealer.

W.E.E.E.

English

This product is classified as Electrical and Electronic Equipment. Should the time come for you to dispose of this product please ensure that you do so in accordance with the European Waste of Electrical and Electronic Equipment (WEEE) Directive and in compliance with local laws relating to this directive.

For more information on the WEEE Directive please visit www.fellowesinternational.com/WEEE

French

Ce produit est classé dans la catégorie « Équipement électrique et électronique ». Lorsque vous décidez de vous en débarrasser, assurez-vous d'être en parfaite conformité avec la directive européenne relative à la gestion des déchets d'équipements électriques et électroniques (DEEE), et avec les lois de votre pays liées à cette directive.

Pour obtenir des plus amples informations sur cette directive, rendez-vous sur www.fellowesinternational.com/WEEE

Spanish

Se clasifica este producto como Equipamiento Eléctrico y Electrónico. Si llegase el momento de deshacerse de este producto, asegúrese que lo hace cumpliendo la Directiva Europea sobre Residuos de Equipamiento Eléctrico y Electrónico (Waste of Electrical and Electronic Equipment, WEEE) y las leyes locales relacionadas con esta directiva.

Para más información acerca de la Directiva WEEE, visite www.fellowesinternational.com/WEEE

German

Dieses Produkt ist als Elektro- und Elektronikgerät klassifiziert. Wenn Sie dieses Gerät eines Tages entsorgen müssen, stellen Sie bitte sicher, dass Sie dies gemäß der Europäischen Richtlinie zu Sammlung und Recycling von Elektro- und Elektronikgeräten (WEEE) und in Übereinstimmung mit der lokalen Gesetzgebung in bezug auf diese Richtlinie tun.

Mehr Informationen zur WEEE-Richtlinie finden Sie unter: www.fellowesinternational.com/WEEE

Italian

Questo prodotto è classificato come Dispositivo Elettrico ed Elettronico. Al momento dello smaltimento di questo prodotto, effettuare in conformità alla Direttiva Europea sullo Smaltimento dei Dispositivi Elettrici ed Elettronici (WEEE) e alle leggi locali ad essa correlate.

Per ulteriori informazioni sulla Direttiva WEEE, consultare il sito www.fellowesinternational.com/WEEE

Dutch

Dit product is geclassificeerd als een elektrisch en elektronisch apparaat. Indien u besluit zich te ontdoen van dit product, zorg dan a.u.b. dat dit gebeurt in overeenstemming met de Europese richtlijn inzake afval van elektrische en elektronische apparaten (AEEA) en conform de lokale wetgeving met betrekking tot deze richtlijn.

Voor meer informatie over de AEEA-richtlijn kunt u terecht op www.fellowesinternational.com/WEEE

Swedish

Denna produkt är klassificerad som elektrisk och elektronisk utrustning. När det att dags att omhänderta produkten för avfallshantering se då till att detta utförs i enlighet med WEEE-direktivet om hantering av elektrisk och elektronisk utrustning och i enlighet med lokala bestämmelser relaterade till detta direktiv.

För mer information om WEEE-direktivet besök gärna www.fellowesinternational.com/WEEE

Danish

Dette produkt er klassificeret som elektrisk og elektronisk udstyr. Når tiden er inde til at bortskaffe dette produkt, bedes De sørge for at gøre dette i overensstemmelse med det Europæiske direktiv om affald af elektrisk og elektronisk udstyr (WEEE) og i henhold til de lokale love, der relaterer til dette direktiv.

For yderligere oplysninger om WEEE-direktivet bedes De besøge www.fellowesinternational.com/WEEE

Finnish

Tämä tuote luokitellaan sähkö- ja elektroniikkalaitteeksi. Kun tuote poistetaan käytöstä, se on hävitettävä sähkö- ja elektroniikkalaiteromusta annetun EY:n direktiivin (WEEE) ja direktiivin liittyvän kansallisen lainsäädännön mukaisesti.

Lisätietoja WEEE-direktiivistä on osoitteessa www.fellowesinternational.com/WEEE

Norwegian

Dette produktet klassifiseres som elektrisk og elektronisk utstyr. Hvis du har tenkt å bortskaffe dette produktet, vennligst se til at du gjør dette i overensstemmelse med det europeiske WEEE-direktivet (Waste of Electrical and Electronic Equipment) og ifølge lokalt lovverk forbundet med dette direktivet.

For mer informasjon om WEEE-direktivet, vennligst besøk www.fellowesinternational.com/WEEE

Polish

Ten produkt został zaklasyfikowany do grupy urządzeń elektrycznych i elektronicznych. W celu pozbycia się zużytego sprzętu będącego w Państwa posiadaniu należy postępować zgodnie z Europejską Dyrektywą w sprawie zużytego sprzętu elektrycznego i elektronicznego (WEEE) oraz z lokalnie obowiązującym prawem.

Więcej informacji znajdziecie Państwo na stronie www.fellowesinternational.com/WEEE

Russian

Данное изделие классифицировано как электрическое и электронное оборудование. Когда придет время утилизировать данное изделие, пожалуйста, обеспечьте соблюдение Директивы Евросоюза об утилизации отходов электрического и электронного оборудования (Waste of Electrical and Electronic Equipment, WEEE) и местных законов, связанных с нею.

Для получения дополнительной информации о директиве WEEE, пожалуйста, посетите веб-сайт www.fellowesinternational.com/WEEE

Greek

Αυτό το προϊόν είναι ταξινομημένο ως Ηλεκτρικός και Ηλεκτρονικός Εξοπλισμός. Σε περίπτωση που θέλετε ν' απορρίψετε αυτό το προϊόν, παρακαλείσθε να βεβαιωθείτε ότι κάνετε την απόρριψη σύμφωνα με την Ευρωπαϊκή Οδηγία σχετικά με τα Απόβλητα Ηλεκτρικού και Ηλεκτρονικού Εξοπλισμού (WEEE) και σύμφωνα με τους τοπικούς νόμους που σχετίζονται μ' αυτή την οδηγία.

Για περισσότερες πληροφορίες σχετικά με την Οδηγία WEEE, παρακαλείσθε να επισκεφτείτε την ιστοσελίδα www.fellowesinternational.com/WEEE

Turkish

Bu ürün, Elektriksel ve Elektronik Ekipman olarak sınıflandırılmıştır. Bu ürünü bertaraf etme zamanı geldiğinde, lütfen bunun Avrupa Elektriksel ve Elektronik Ekipmanların Atılması (WEEE) Yönetmeliği ve bu yönetmle ilgili yerel kanunlar uyarınca yapıldığından emin olun.

WEEE Yönetmeliği hakkında daha fazla bilgi için lütfen www.fellowesinternational.com/WEEE sitesini ziyaret edin

Czech

Tento výrobek je klasifikován jako elektrické a elektronické zařízení. Po skončení jeho životnosti zajistěte jeho likvidaci v souladu se Směrnicí 2002/96/ES o odpadu z elektrických a elektronických zařízeních (OEEZ) a v souladu s místními předpisy, které s touto směrnicí souvisí.

Více informací o směrnici OEEZ najdete na stránkách www.fellowesinternational.com/WEEE

Slovak

Tento produkt je klasifikovaný ako elektrické a elektronické zariadenie. Ak nastane as zlikvidova tento produkt, zabezpe te, prosim, aby ste tak urobili v súlade s Európskou smernicou o odpade z elektrických a eletronických zariadeniach (WEEE) a v zhode s miestnymi zákonmi vz ahujúcimi sa na túto smernicu.

Podrobnejšie informácie o Smernici WEEE nájdete na www.fellowesinternational.com/WEEE

Hungarian

Ez a termék Elektromos és elektronikus berendezés besorolású. Ha eljönne az id , amikor ki kell dobnia a terméket, akkor kérjük, gondoskodjon arról, hogy ezt az Európai elektromos és elektronikus berendezések hulladékáról szóló (WEEE) irányelv szerint tegye, megfelelően az irányelvhez kapcsolódó helyi törvényeknek is.

A WEEE Irányelvre vonatkozó további információkért kérjük, keresse fel a www.fellowesinternational.com/WEEE internetes címet

Portuguese

Este produto está classificado como Equipamento Eléctrico e Electrónico. Quando chegar a altura de eliminar este produto, certifique-se de que o faz em conformidade com a Directiva relativa a Resíduos de Equipamentos Eléctricos e Electrónicos (REEE) e em observância da legislação local relativa a esta directiva.

Para obter mais informações sobre a Directiva relativa a Resíduos de Equipamentos Eléctricos e Electrónicos (REEE), visite o endereço www.fellowesinternational.com/WEEE