

2018 Catalogue

Office Solutions



 **dynamic**
office solutions

Furniture | Seating | Storage | Office Accessories

Dynamic Introduction

The modern office environment faces big demands. It must be stimulating, efficient, comfortable and attractive. Most importantly, a place that people enjoy spending time.

Furniture should not only look good – it has to perform as efficiently as the people using it. Seating; the one item in an office that can affect your health, it must be comfortable, stylish and functional.

The modern office space needs to be practical - coat stands, clocks, plants and various accessories will make life more pleasurable at work, which in turn creates a more productive environment.

Whether it is our concept team, the production department, our in-house operations specialists, customer service and sales teams or our management group we have one simple approach and that is to make things happen for our customer.

The most important person in our world is the customer. It is our job to make sure we supply products of outstanding quality at affordable prices. We can provide everything for your office.



Furniture | Seating | Storage | Office Accessories





| Page | Category |
|------|----------------------------|
| 04 | Evolve Bench Desking |
| 12 | Impulse Desking |
| 28 | Storage |
| 32 | Air Sit-Stand Desking |
| 34 | Desk Accessories |
| 36 | High Gloss |
| 40 | SoHo Collection |
| 46 | Graviti+ |
| 52 | Phoenix Security Safes |
| 58 | Posture Seating |
| 76 | Task & Operator Seating |
| 104 | Heavy Duty Seating |
| 108 | Executive Seating |
| 140 | Visitor & Breakout Seating |
| 164 | Workplace Accessories |
| 170 | Bespoke Upholstery |

EVOLVE BENCH

Seamlessly creating the perfect team working environment, the Evolve bench desking system is stunningly designed and creatively engineered.

Bench systems provide a large expanse of workspace with a continuous, uninterrupted surface area.

By selecting a single starter desk and then adding extension desks, you can have an infinite desking solution, We have grouped our most popular configurations together as double, triple and even six pod desks.

Coupled with a wide selection of wood finished sliding tops which match our storage and Impulse ranges, making this a truly personal desk.

This is the desking solution that evolves with your business needs.





P112



Back to Back Pod of Two Desks
Page 7



Back to Back Pod of Two Extension Desk
Page 7



Back to Back Pod of Four Desks
Page 8



Back to Back Pod of Six Desks
Page 8



Single Starter Desk Set
Page 9



Single Extension Desk Set
Page 9



Single Row Pod of Two Desk Set
Page 10



Single Row Pod of Three Desk Set
Page 10



Desktop Screen
Page 11



Cable Management Tray
Page 11



Mounted PC Holder
Page 11

EVOLVE BENCH

Evolve Bench assembly explained

The unique linking system used by Evolve makes it ideal when you want to use one or more desks together in a joined-up way to encourage closer user co-operation and teamworking. The effect is a stylish, minimalist look and improved inter-office communication.

Step 1

Decide on your starter desk format. Choose if you will be running a series of single depth desks (one desk deep in a line) or do you want to have a double-deep desk set-up (two desks with the users facing each other)? A single depth starts with a single starter desk. The twin depth format starts with a two pod desk set.



Two Pod Start Desk Finished in Beech with Silver Legs

Step 2

Select an add-on desk. It needs to follow the same single run or back-to-back format but can be any width of your choice. These extension desks feature the mini legs to keep costs and clutter down.

Top tip: When building you will find you have a spare pair of legs when you add an extension. The smaller, more discreet legs on the extension sets replace the full depth legs on the starter units. When you come to the end of the run you are creating the spare full depth legs are added at the end to finish off the run.

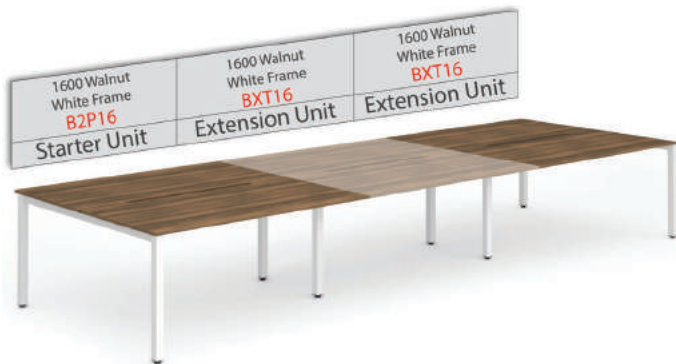


Two Pod Extension Desk Finished in Maple with Silver Legs


Step 3

Choose your preferred leg frame colour (white or silver). Then select your desk top finish from the five available. Just add the abbreviation for the leg (W for white and S for silver) and the desk top finish (BCH for beech for example) to the end of the desk code you are ordering.

We have provided codes for the most popular two pod deep four and six sets. There are also single desk deep two and three row desk sets codes so you can order these on one code. But you can easily build your own orders by specifying products in Steps 1 and 2 and then adding finishes to frames and tops.



Silver Frame (S)



White Frame (W)

Step 4

Don't forget to add any extras such as cable management spines, cable management trays and screens that you need to complete your new bench desking system.

Top tip: Some users like to change the finishes on a run. For instance, when creating a run of eight two-pod units the first four desks might be beech tops on a white frame, and the second four could be white tops on a white leg frame. These different finishes can denote working areas (beech for marketing, white for customer services).



Desktop screen in blue fabric
See page 11



Leg Mounted PC Holder



Steel Mobile Pedestal
in White

Evolve Back to Back Pod of Two Desks



Walnut Top With Silver Legs



Oak Top With White Legs



White Top With White Legs



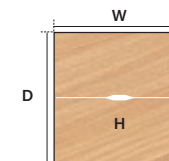
Beech Top With Silver Legs



Maple Top With Silver Legs

- Back to back desk set-up for teamwork pod
- Height adjusting feet
- Sliding top included

| Code | Width | Depth | Height | RRP |
|-------|-------|-------|--------|------|
| B2P12 | 1200 | 1600 | 730 | £704 |
| B2P14 | 1400 | 1600 | 730 | £721 |
| B2P16 | 1600 | 1600 | 730 | £759 |



Evolve Back to Back Pod of Two Extension Desk



Oak Top with Silver Legs



Maple Top with White Legs



Beech Top with White Legs



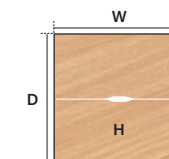
White Top with Silver Legs




Walnut Top with Silver Legs

- Back to back desk extension set for the expansion of Two Pod desk set
- Inset leg system provides optimal user space
- Sliding tops


| Code | Width | Depth | Height | RRP |
|-------|-------|-------|--------|------|
| BXT12 | 1200 | 1600 | 730 | £515 |
| BXT14 | 1400 | 1600 | 730 | £532 |
| BXT16 | 1600 | 1600 | 730 | £553 |




Options:



Silver Frame (S)




White Frame (W)



Beech (BCH)



Maple (MPE)



Oak (OAK)



Walnut (WNT)



White (WHT)

Evolve Back to Back Pod of Four Desks



White Top with White Legs



Maple Top with White Legs



Oak Top with White Legs



Beech Top with Silver Legs



Walnut Top with White Legs

- 4 user desk configuration
- Inset leg system provides optimal user space
- Can be further expanded using two pod extensions desk sets

| Code | Width | Depth | Height | RRP |
|-------|-------|-------|--------|-------|
| B4P12 | 2400 | 1600 | 730 | £1219 |
| B4P14 | 2800 | 1600 | 730 | £1252 |
| B4P16 | 3200 | 1600 | 730 | £1311 |



Evolve Back to Back Pod of Six Desks



Walnut Top with Silver Legs



Maple Top with Silver Legs



Oak Top with White Legs



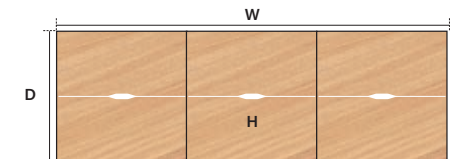
Beech Top with White Legs



White Top with White Legs

- 6 user desk configuration
- Inset leg system provides optimal user space
- Can be further expanded using two pod extensions desk sets

| Code | Width | Depth | Height | RRP |
|-------|-------|-------|--------|-------|
| B6P12 | 3600 | 1600 | 730 | £1733 |
| B6P14 | 4200 | 1600 | 730 | £1784 |
| B6P16 | 4800 | 1600 | 730 | £1864 |




Options:



Silver Frame (S)



White Frame (W)




Beech (BCH)



Maple (MPE)



Oak (OAK)



Walnut (WNT)



White (WHT)

Evolve Single Starter Desk Set



White Top with Silver Legs



Beech Top with White Legs



Maple Top with Silver Legs



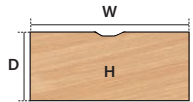
Oak Top with White Legs



Walnut Top with White Legs

- Single desk starter unit
- Height adjusting floor levellers
- Choice of leg frame finishes

| Code | Width | Depth | Height | RRP |
|------|-------|-------|--------|------|
| BS12 | 1200 | 800 | 730 | £293 |
| BS14 | 1400 | 800 | 730 | £305 |
| BS16 | 1600 | 800 | 730 | £315 |



Evolve Single Extension Desk Set



Walnut Top with White Legs



Beech Top With Silver Legs



Maple Top With Silver Legs



Oak Top With Silver Legs



White Top With White Legs

- Extension unit to add to starter desk
- Space-saving column legs
- Height adjusting floor levellers


| Code | Width | Depth | Height | RRP |
|-------|-------|-------|--------|------|
| BR112 | 1200 | 800 | 730 | £199 |
| BR114 | 1400 | 800 | 730 | £211 |
| BR116 | 1600 | 800 | 730 | £213 |




Options:



Silver Frame (S)




White Frame (W)



Beech (BCH)



Maple (MPE)



Oak (OAK)



Walnut (WNT)



White (WHT)

Evolve Single Row Pod of Two Desk Set

- Two single desks in a row
- 2 user desk configuration
- Can be further expanded using single extensions desk sets
- Integral floor levellers



White Top With Silver Legs



Oak Top with Silver Legs



Maple Top with White Legs

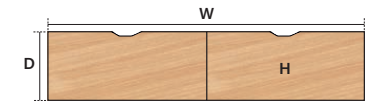


Beech Top with White Legs



Walnut Top with Silver Legs

| Code | Width | Depth | Height | RRP |
|-------|-------|-------|--------|------|
| BR212 | 2400 | 800 | 730 | £493 |
| BR214 | 4800 | 800 | 730 | £515 |
| BR216 | 3200 | 800 | 730 | £529 |



Evolve Single Row Pod of Three Desk Set

- Three single desks in a row
- Can be further expanded using single extensions desk sets
- Integral floor levellers



Oak Top with White Legs



White Top with White Legs



Beech Top with Silver Legs



Maple Top with White Legs



Walnut Top with White Legs

| Code | Width | Depth | Height | RRP |
|-------|-------|-------|--------|------|
| BR312 | 3600 | 800 | 730 | £692 |
| BR314 | 4200 | 800 | 730 | £726 |
| BR316 | 4800 | 800 | 730 | £741 |




Options:



Silver Frame (S)



White Frame (W)



Beech (BCH)



Maple (MPE)



Oak (OAK)



Walnut (WNT)



White (WHT)

Desktop Screen (Evolve)



Upholstery:

BLK = Black Fabric

BLU = Blue Fabric

UP = Bespoke Upholstery

Metal Finishes:

S = Silver Finish

W = White Finish


Example: Code BES12BLKW is a 1200(12), Black Fabric (BLK) with a White Frame (W).

| Code | Width | Depth | Height | RRP | |
|-------|-------|-------|--------|------|------|
| BES12 | 1200 | 25 | 400 | £158 | £184 |
| BES14 | 1400 | 25 | 400 | £165 | £190 |
| BES16 | 1600 | 25 | 400 | £175 | £204 |

Cable Management Tray (Evolve)

For Silver finish add S or for a White finish add W to the end of the above codes. For example BECB16W is a Cable Management 1600 Tray finished in White.

* Only fits Evolve back to back configuration. See page 34 for more cable management options.



Metal Finishes:


S = Silver Finish

W = White Finish

| Code | Width | Depth | Height | RRP |
|---------|-------|-------|--------|------|
| BECB12* | 1200 | 200 | 60 | £108 |
| BECB14* | 1400 | 200 | 60 | £111 |
| BECB16* | 1600 | 200 | 60 | £117 |

Mounted PC Holder (Evolve)

BEPCAS
SILVER LEG MOUNTED



BEPCBW
WHITE DESK MOUNTED



Metal Finishes:

S = Silver Finish

W = White Finish

| Code Leg Mounted | Width | Depth | Height | RRP |
|---------------------|-------|-------|--------|-----|
| BEPCAW WHITE | 205 | 465 | 450 | £59 |
| BEPCAS SILVER | 205 | 465 | 450 | £59 |

| Code Desk Mounted | Width | Depth | Height | RRP |
|----------------------|-------|-------|--------|-----|
| BEPCBW WHITE | 205 | 465 | 450 | £98 |
| BEPCBS SILVER | 205 | 465 | 450 | £98 |

IMPULSE FURNITURE

Modern businesses need to make their workspaces as efficient and attractive as possible.

Our Impulse contract range of desks and storage is the UK's most popular furniture of its type.

Designed in the UK, the suites come in 5 different wood finishes.

Steel legs are in white or silver and the solid panel ends are in matching material or in contrast option in the Two-Tone range.

Tough powder coating on the steel frames ensure a robust performance. All desk units come with cable ports, floor levellers and silver sweep handles as standard.

Give your office a fresh look - and your team a better way of working. Make the right Impulse and move up to a better working environment.





P28



Contract Range
Page 14



Systems Range
Page 16



Panelled Leg range
Page 18



Two-Tone Range
Page 20



Box Leg Tables
Page 22



Post Leg Tables
Page 23



Flip-Top Tables
Page 24



Conference End Tables
Page 25



Arrow Head Table
Page 26



Arrow Head Round Table
Page 26



Conference Tables
Page 27



Conference Round Table
Page 27



Storage
Page 28



Steel Storage
Page 29



Bookcases
Page 30



Cupboards
Page 30



Filing Cabinets
Page 31



Desk High Side Filer
Page 31

IMPULSE FURNITURE

IMPULSE CONTRACT DESKS

Double steel leg uprights create the frame for these hard-working cantilever leg desks that provide strength, value and quality engineering.

Straight Desk 800mm Depth



Maple



Oak



Walnut

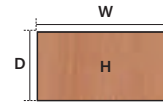


Beech



White

- Traditional rectangular shape
- Generous 800mm depth workspace surface
- 25mm thick desktop surface
- Dual cable management ports
- Dual leg uprights for extra strength



| Code | Width | Depth | Height | RRP |
|--------|-------|-------|--------|------|
| IRDC10 | 1000 | 800 | 730 | £174 |
| IRDC12 | 1200 | 800 | 730 | £186 |
| IRDC14 | 1400 | 800 | 730 | £199 |
| IRDC16 | 1600 | 800 | 730 | £209 |
| IRDC18 | 1800 | 800 | 730 | £216 |

Straight Desk 600mm Depth



Maple



Oak



Walnut

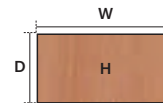


Beech



White

- Traditional rectangular shape
- 600mm depth workspace surface
- 25mm thick desktop surface
- Dual cable management ports
- Adjustable feet for floor levelling
- Dual leg uprights for extra strength



| Code | Width | Depth | Height | RRP |
|----------|-------|-------|--------|------|
| MIRDC86 | 800 | 600 | 730 | £153 |
| MIRDC106 | 1000 | 600 | 730 | £161 |
| MIRDC126 | 1200 | 600 | 730 | £172 |
| MIRDC146 | 1400 | 600 | 730 | £185 |
| MIRDC166 | 1600 | 600 | 730 | £193 |
| MIRDC186 | 1800 | 600 | 730 | £200 |


Options:



White
Cantilever Leg




Silver
Cantilever Leg




Beech (BCH)



Maple (MPE)



Oak (OAK)



Walnut (WNT)

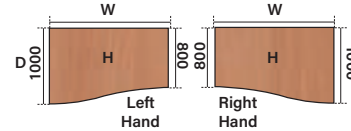


White (WHT)

Wave Desk



- Wave front shaped desk
- 25mm thick desktop surface
- Dual cable management ports
- Adjustable feet for floor levelling
- Left & right handed desks available
- Dual/triple leg for extra strength

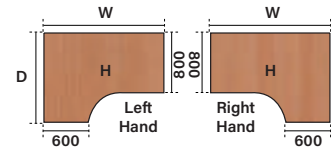


| Code | Width | Depth | Height | RRP |
|-------------------------|-------|----------|--------|------|
| IWDLC14 Left Hand | 1400 | 1000/800 | 730 | £219 |
| IWDRC14 Right Hand | 1400 | 800/1000 | 730 | £219 |
| IWDLC16 Left Hand | 1400 | 1000/800 | 730 | £229 |
| IWDRC16 Right Hand | 1600 | 800/1000 | 730 | £229 |
| MIWDLC146 Left Hand | 1400 | 800/600 | 730 | £203 |
| MIWDRC146 Right Hand | 1400 | 600/800 | 730 | £203 |
| MIWDLC166 Left Hand | 1600 | 800/600 | 730 | £212 |
| MIWDRC166 Right Hand | 1600 | 600/800 | 730 | £212 |

Crescent Desk



- Crescent shaped desks give maximum working space
- 25mm thick desktop surface
- Triple cable management ports
- Adjustable feet for floor levelling
- Left & right handed desks available
- Dual leg uprights for extra strength

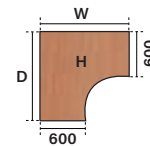


| Code | Width | Depth | Height | RRP |
|-----------------------|-------|-------|--------|------|
| ICDLC16 Left Hand | 1600 | 1200 | 730 | £229 |
| ICDRC16 Right Hand | 1600 | 1200 | 730 | £229 |
| ICDLC18 Left Hand | 1800 | 1200 | 730 | £274 |
| ICDRC18 Right Hand | 1800 | 1200 | 730 | £274 |

Call Centre Desk

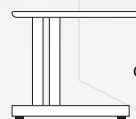


- Metal to metal fixings
- 3 cable ports
- Deep set modesty panel (5") allows for compatibility of most screen clamp fittings



| Code | Width | Depth | Height | RRP |
|---------|-------|-------|--------|------|
| ICCDC12 | 1000 | 600 | 730 | £274 |


Options:



White
Cantilever Leg




Silver
Cantilever Leg




Beech (BCH)



Maple (MPE)



Oak (OAK)



Walnut (WNT)



White (WHT)

IMPULSE SYSTEMS DESKS

Pop out steel panels fit seamlessly on to the sides of the double upright contract leg. Inside cables for electrics, i.t. & communications can run discreetly from the desk top to the floor or skirting.



Straight Desk 800mm Depth



- Rectangular shaped desk
- 25mm thick desktop surface
- Dual cable management ports
- Pop-out side panel for discreet cable management
- Choice of five stunning finishes
- Adjustable feet for floor levelling

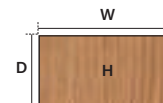


| Code | Width | Depth | Height | RRP |
|--------|-------|-------|--------|------|
| IRDW10 | 1000 | 800 | 730 | £274 |
| IRDW12 | 1200 | 800 | 730 | £285 |
| IRDW14 | 1400 | 800 | 730 | £296 |
| IRDW16 | 1600 | 800 | 730 | £307 |
| IRDW18 | 1800 | 800 | 730 | £313 |

Straight Desk 600mm Depth



- Rectangular shaped desk
- 25mm thick desktop surface
- Dual cable management ports
- Pop-out side panel for discreet cable management
- Choice of five stunning finishes
- Adjustable feet for floor levelling



| Code | Width | Depth | Height | RRP |
|----------|-------|-------|--------|------|
| MIRDW86 | 800 | 600 | 730 | £246 |
| MIRDW106 | 1000 | 600 | 730 | £254 |
| MIRDW126 | 1200 | 600 | 730 | £264 |
| MIRDW146 | 1400 | 600 | 730 | £274 |
| MIRDW166 | 1600 | 600 | 730 | £284 |
| MIRDW186 | 1800 | 600 | 730 | £290 |


Options:




White
Cable Managed
Legs




Silver
Cable Managed
Legs




Beech (BCH)



Maple (MPE)



Oak (OAK)



Walnut (WNT)



White (WHT)

Wave Desk



Oak



Beech



Maple

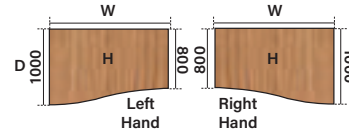


Walnut



White

- Wave front shaped desk
- 25mm thick desktop surface
- Dual/tri cable management ports
- Adjustable feet for floor levelling
- Left & right handed desks available
- Pop-out side panel for discreet cable management
- Choice of five stunning finishes



| Code | Width | Depth | Height | RRP |
|-------------------------|-------|----------|--------|------|
| IWDLW14 Left Hand | 1400 | 1000/800 | 730 | £317 |
| IWDRW14 Right Hand | 1400 | 800/1000 | 730 | £317 |
| IWDLW16 Left Hand | 1600 | 1000/800 | 730 | £327 |
| IWDRW16 Right Hand | 1600 | 800/1000 | 730 | £327 |
| MIWDLW146 Left Hand | 1400 | 800/600 | 730 | £293 |
| MIWDRW146 Right Hand | 1400 | 600/800 | 730 | £293 |
| MIWDLW166 Left Hand | 1600 | 800/600 | 730 | £303 |
| MIWDRW166 Right Hand | 1600 | 600/800 | 730 | £303 |

Crescent Desk



Walnut



Oak



Beech

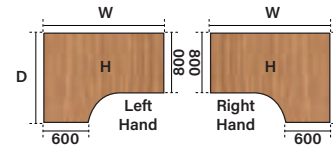


Maple



White

- Crescent shaped desk gives maximum working space
- 25mm thick desktop surface
- Triple cable management ports
- Adjustable feet for floor levelling
- Left & right handed desks Available
- Pop-out side panel for discreet cable management
- Choice of five stunning finishes



| Code | Width | Depth | Height | RRP |
|-----------------------|-------|-------|--------|------|
| ICDLW16 Left Hand | 1600 | 1200 | 730 | £327 |
| IWDRW16 Right Hand | 1600 | 1200 | 730 | £327 |
| ICDLW18 Left Hand | 1800 | 1200 | 730 | £372 |
| ICDRW18 Right Hand | 1800 | 1200 | 730 | £372 |

Call Centre Desk



Beech



Maple



Oak

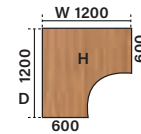


White



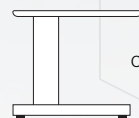
Walnut

- Metal to metal fixings
- 3 cable ports
- Deep set modesty panel (5") allows for compatibility of most screen clamp fittings

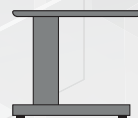


| Code | Width | Depth | Height | RRP |
|---------|-------|-------|--------|------|
| ICCCW12 | 1200 | 600 | 730 | £274 |

Options:



White
Cable Managed
Legs




Silver
Cable Managed
Legs



Beech (BCH)



Maple (MPE)



Oak (OAK)



Walnut (WNT)



White (WHT)

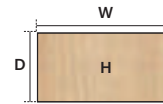
IMPULSE PANEL DESKS

Classic styling comes to the Impulse brand with these full depth side panels that match the beautiful wood or stunning white desk tops.

Straight Desk 800mm Depth



- Rectangular shaped desk
- 25mm thick desktop surface
- Dual cable management ports
- 25mm thick wood grain finished MFC panel legs
- Adjustable feet

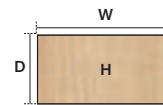


| Code | Width | Depth | Height | RRP |
|--------|-------|-------|--------|------|
| IRDP10 | 1000 | 800 | 730 | £173 |
| IRDP12 | 1200 | 800 | 730 | £186 |
| IRDP14 | 1400 | 800 | 730 | £199 |
| IRDP16 | 1600 | 800 | 730 | £209 |
| IRDP18 | 1800 | 800 | 730 | £216 |


Straight Desk 600mm Depth




- Rectangular shaped desk
- 25mm thick desktop surface
- Dual cable management ports
- 25mm thick wood grain finished MFC panel legs
- Adjustable feet




| Code | Width | Depth | Height | RRP |
|----------|-------|-------|--------|------|
| MIRDP86 | 800 | 600 | 730 | £153 |
| MIRDP106 | 1000 | 600 | 730 | £161 |
| MIRDP126 | 1200 | 600 | 730 | £172 |
| MIRDP146 | 1400 | 600 | 730 | £185 |
| MIRDP166 | 1600 | 600 | 730 | £193 |
| MIRDP186 | 1800 | 600 | 730 | £200 |




Beech (BCH)



Maple (MPE)



Oak (OAK)



Walnut (WNT)



White (WHT)

Wave Desk



Beech



Oak



Walnut

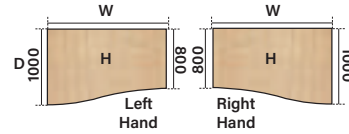


Maple



White

- Wave front shaped desk
- 25mm thick desktop surface
- Dual cable management ports
- 25mm thick wood grain finished MFC panel legs
- Adjustable feet
- Left & right handed desks available



| Code | Width | Depth | Height | RRP |
|-------------------------|-------|----------|--------|------|
| IWDLP14 Left Hand | 1400 | 1000/800 | 730 | £219 |
| IWDRP14 Right Hand | 1400 | 800/1000 | 730 | £219 |
| IWDLP16 Left Hand | 1600 | 1000/800 | 730 | £229 |
| IWDRP16 Right Hand | 1600 | 800/1000 | 730 | £229 |
| MIWDLP146 Left Hand | 1400 | 800/600 | 730 | £203 |
| MIWDRP146 Right Hand | 1400 | 600/800 | 730 | £203 |
| MIWDLP166 Left Hand | 1600 | 800/600 | 730 | £212 |
| MIWDRP166 Right Hand | 1600 | 600/800 | 730 | £212 |

Crescent Desk



Maple



Oak



Walnut

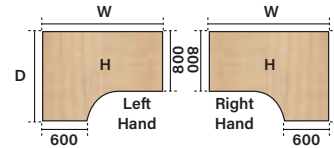


Beech



White

- Crescent shaped desk give maximum working space
- 25mm thick desktop surface
- Triple cable management ports
- 25mm thick wood grain finished MFC panel legs
- Adjustable feet
- Left & right handed desks available



| Code | Width | Depth | Height | RRP |
|-----------------------|-------|-------|--------|------|
| ICDLP16 Left Hand | 1600 | 1200 | 730 | £229 |
| ICDRP16 Right Hand | 1600 | 1200 | 730 | £229 |
| ICDLP18 Left Hand | 1800 | 1200 | 730 | £274 |
| ICDRP18 Right Hand | 1800 | 1200 | 730 | £274 |

Call Centre Desk



Beech



Maple



Oak

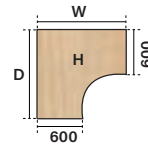


White




Walnut

- 3 cable ports
- Deep set modesty panel (5") allows for compatibility of most screen clamp fittings




| Code | Width | Depth | Height | RRP |
|---------|-------|-------|--------|------|
| ICCDP12 | 1200 | 600 | 730 | £274 |




Beech (BCH)



Maple (MPE)



Oak (OAK)



Walnut (WNT)



White (WHT)

IMPULSE TWO-TONE DESKS

Our perfectly matched Two-Tone desks have a chic double finish design signature. Full depth white leg panels are contrasted with a choice of tops for an individual, elegant look.

Straight Desk 800mm Depth



Maple & White



Oak & White

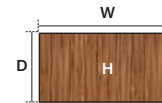


Walnut & White



Beech & White

- Rectangular shaped desk
- 25mm thick desktop surface
- 25mm thick wood grain finished MFC panel legs
- Adjustable feet
- Dual cable management ports



| Code | Width | Depth | Height | RRP |
|---------|-------|-------|--------|------|
| MIRDP12 | 1200 | 800 | 730 | £186 |
| MIRDP14 | 1400 | 800 | 730 | £199 |
| MIRDP16 | 1600 | 800 | 730 | £209 |
| MIRDP18 | 1600 | 800 | 730 | £216 |

Straight Desk 600mm Depth



Oak & White



Maple & White

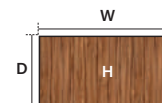


Walnut & White



Beech & White

- Rectangular shaped desk
- 25mm thick desktop surface
- 25mm thick wood grain finished MFC panel legs
- Adjustable feet
- Dual cable management ports



| Code | Width | Depth | Height | RRP |
|----------|-------|-------|--------|------|
| MIRDP86 | 800 | 600 | 730 | £153 |
| MIRDP106 | 1000 | 600 | 730 | £161 |
| MIRDP126 | 1200 | 600 | 730 | £172 |
| MIRDP146 | 1400 | 600 | 730 | £185 |
| MIRDP166 | 1600 | 600 | 730 | £193 |
| MIRDP186 | 1800 | 600 | 730 | £200 |




Beech & White
(BCHEHT)



Maple & White
(MPEWHT)



Oak & White
(OAKWHT)

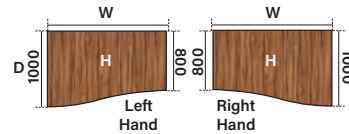


Walnut & White
(WNTWHT)

Wave Desk



- Wave front shaped desk
- 25mm thick desktop surface
- Dual cable management ports
- 25mm thick wood grain finished MFC panel legs
- Adjustable feet
- Left & right handed desks available

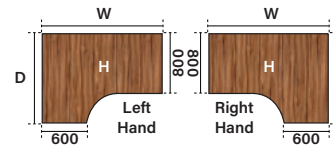


| Code | Width | Depth | Height | RRP |
|-------------------------|-------|----------|--------|------|
| IWDLP14 Left Hand | 1400 | 1000/800 | 730 | £219 |
| IWDRP14 Right Hand | 1400 | 800/1000 | 730 | £219 |
| IWDLP16 Left Hand | 1600 | 1000/800 | 730 | £229 |
| IWDRP16 Right Hand | 1600 | 800/1000 | 730 | £229 |
| MIWDLP146 Left Hand | 1400 | 800/600 | 730 | £203 |
| MIWDRP146 Right Hand | 1400 | 600/800 | 730 | £203 |
| MIWDLP166 Left Hand | 1600 | 800/600 | 730 | £212 |
| MIWDRP166 Right Hand | 1600 | 600/800 | 730 | £212 |

Crescent Desk



- Crescent shaped desk give maximum working space
- 25mm thick desktop surface
- Triple cable management ports
- 25mm thick wood grain finished MFC panel legs
- Adjustable feet
- Left & right handed desks available

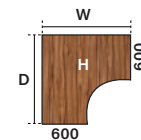


| Code | Width | Depth | Height | RRP |
|------------------------|-------|-------|--------|------|
| MICDLP16 Left Hand | 1600 | 1200 | 730 | £229 |
| MICDRP16 Right Hand | 1600 | 1200 | 730 | £229 |
| MICDLP18 Left Hand | 1800 | 1200 | 730 | £274 |
| MICDRP18 Right Hand | 1800 | 1200 | 730 | £274 |

Call Centre Desk



- 3 cable ports
- Deep set modesty panel (5") allows for compatibility of most screen clamp fittings




| Code | Width | Depth | Height | RRP |
|----------|-------|-------|--------|------|
| ICCDCP12 | 1200 | 600 | 730 | £274 |




Beech & White
(BCHEHT)



Maple & White
(MPEWHT)



Oak & White
(OAKWHT)



Walnut & White
(WNTWHT)

Box Leg Table

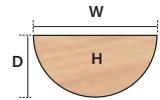
Semi-circle Table



- Classic semi-circle shape

| Code | Width | Depth | Height | RRP |
|---------|-------|-------|--------|------|
| ISLSC16 | 1600 | 600 | 725 | £205 |

Beech



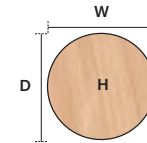
Circle Table



- 18mm thick top

| Code | Width | Depth | Height | RRP |
|--------|-------|-------|--------|------|
| ISLC12 | 1200 | 1200 | 725 | £179 |

Beech



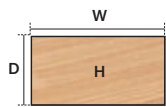
Straight Table



- Attractive silver coated box frame leg

| Code | Width | Depth | Height | RRP |
|---------|-------|-------|--------|------|
| ISLST8 | 800 | 800 | 725 | £104 |
| ISLST12 | 1200 | 800 | 725 | £137 |
| ISLST16 | 1600 | 800 | 725 | £178 |
| ISLST18 | 1800 | 800 | 725 | £196 |

Beech



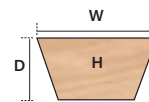
Trapezium Table



- Trapezoidal shape for a group of tables
- 18mm thick top
- Attractive silver coat box frame leg

| Code | Width | Depth | Height | RRP |
|---------|-------|-------|--------|------|
| ISLTT16 | 1600 | 800 | 725 | £205 |


Beech




A variety of tables with a stylish silver coated square leg for all meeting and conference settings.




Beech (BCH)



Maple (MPE)



Oak (OAK)



Walnut (WNT)



White (WHT)

Post Leg Table

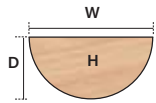
Semi-circle Table



- Impulse freestanding meeting table
- Height adjusting feet
- 25mm thick top
- Thick Post Leg

| Code | Width | Depth | Height | RRP |
|----------|-------|-------|--------|------|
| IPLSCT16 | 1600 | 600 | 725 | £302 |

Beech



Oak

Walnut

Maple

White

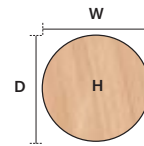
Circle Table



- Attractive silver coated post leg
- Height Adjusting Feet
- 2mm abs protective edging

| Code | Width | Depth | Height | RRP |
|---------|-------|-------|--------|------|
| IPLCT12 | 1200 | 1200 | 725 | £197 |

Beech



Oak

Walnut

Maple

White

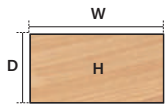
Straight Table



- Attractive silver coated post leg
- Height adjusting feet
- 25mm thick top

| Code | Width | Depth | Height | RRP |
|---------------|-------|-------|--------|------|
| IPLST12 | 1200 | 800 | 725 | £219 |
| IPLST14 | 1600 | 800 | 725 | £236 |
| IPLST16 | 1800 | 800 | 725 | £247 |
| IPLST18 | 1800 | 800 | 725 | £269 |
| Square | | | | |
| IPLST8 | 800 | 800 | 725 | £206 |

Beech



Oak

Walnut

Maple

White

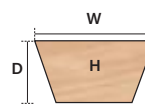
Trapezium Table



- Attractive silver coated post leg
- Height Adjusting Feet
- 2mm abs protective edging

| Code | Width | Depth | Height | RRP |
|---------|-------|-------|--------|------|
| IPLTT16 | 1600 | 700 | 725 | £302 |

Beech




Oak

Walnut

Maple

White


A selection of different shaped meeting and conference tables set on distinctive silver coated round post legs.




Beech (BCH)



Maple (MPE)



Oak (OAK)



Walnut (WNT)




White (WHT)

Folding Table

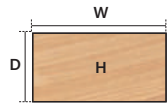
Rectangular Table

- Table folds easily for space efficient storage
- Provides excellent team working environment
- 2mm abs protective edging
- Heat resistant



Oak

| Code | Width | Depth | Height | RRP |
|----------------------|-------|-------|--------|------|
| IFR1200 Rectangle | 1200 | 800 | 730 | £235 |
| IFR1600 Rectangle | 1600 | 800 | 730 | £268 |
| IFR1800 Rectangle | 1800 | 800 | 730 | £282 |



Walnut



Beech



Maple



White

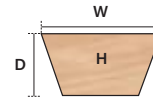
Trapezium Table

- Table folds easily for space efficient storage
- Provides excellent team working environment
- 2mm abs protective edging
- Heat resistant



Oak

| Code | Width | Depth | Height | RRP |
|----------------------|-------|-------|--------|------|
| IFT1600 Trapezium | 1600 | 800 | 730 | £307 |



Walnut



Beech



Maple



White

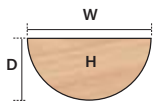
Semi-circle Table

- Table folds easily for space efficient storage
- Provides excellent team working environment
- 2mm abs protective edging
- Heat resistant



Oak

| Code | Width | Depth | Height | RRP |
|------------------------|-------|-------|--------|------|
| IFS1600 Semi-circle | 1600 | 800 | 730 | £307 |



Walnut



Beech



Maple



White

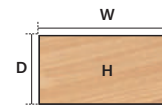
Rectangular Flip-Top Table

- Leg frame stays upright and top flips to vertical position for easy storage
- Provides excellent team working environment
- Heat resistant



Oak

| Code | Width | Depth | Height | RRP |
|-----------------------|-------|-------|--------|------|
| IFTR1600 Rectangle | 1200 | 800 | 730 | £422 |



Walnut



Beech




Maple




White


A suite of versatile hard-working tables for any requirement that have leg frames that can be folded enabling tables to be easily stored in a space-efficient way.




Beech (BCH)



Maple (MPE)



Oak (OAK)




Walnut (WNT)



White (WHT)

Conference End Tables

D-End



ICD800
D-End

- Stylish silver legs
- Fits to end of all Impulse desks
- Floor levellers included

| Code | Width | Depth | Height | RRP |
|------------------|-------|-------|--------|------|
| ICD800 D-End | 800 | 400 | 730 | £104 |
| ICD1600 D-End | 1600 | 1100 | 730 | £160 |



Walnut

Beech

Maple

White

Radial End



ICR1000
Radial End

- Stylish silver legs
- Fits to end of all Impulse desks
- Floor levellers included

| Code | Width | Depth | Height | RRP |
|-----------------------|-------|-------|--------|------|
| ICR1000 Radial End | 1000 | 800 | 730 | £145 |



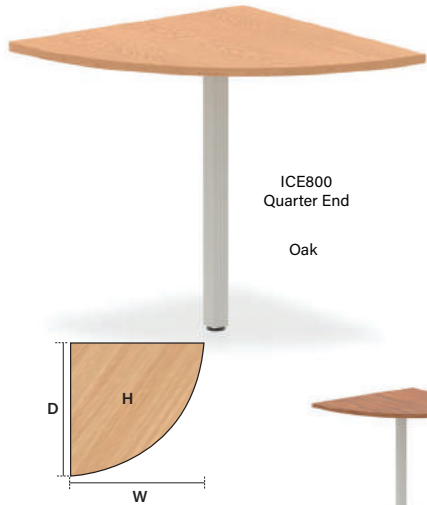
Walnut

Beech

Maple

White

Quarter End



ICE800
Quarter End

Oak

- Stylish silver legs
- Fits to end of all Impulse desks
- Floor levellers included

| Code | Width | Depth | Height | RRP |
|-----------------------|-------|-------|--------|------|
| ICE800 Quarter End | 800 | 800 | 730 | £104 |



Walnut

Beech

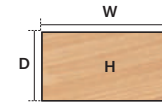
Maple

White

Coffee Table



Oak



- 25mm thick top
- Attractive silver coated leg
- Heat resistant melamine finish

| Code | Width | Depth | Height | RRP |
|----------|-------|-------|--------|------|
| MICT600 | 600 | 600 | 450 | £137 |
| MICT1200 | 1200 | 600 | 450 | £167 |




Walnut

Beech

Maple

White

These useful add-on tables can attach to the ends of desks (check depth of desk) to form an extension of desk space and informal meeting bubbles




Beech (BCH)



Maple (MPE)



Oak (OAK)



Walnut (WNT)



White (WHT)

Conference Arrow Head Table

Boardroom Table



- High definition wood or white grain finish
- Integrated floor levellers
- Distinctive arrowhead legs


| Code | Width | Depth | Height | RRP |
|----------|-------|-------|--------|------|
| MIBT1800 | 1800 | 1200 | 730 | £340 |
| MIBT2400 | 2400 | 1200 | 730 | £372 |

Free-Standing Round Table



- Distinctive arrowhead legs
- Floor levellers included
- High definition tops


| Code | Depth | Height | RRP |
|----------|-------|--------|------|
| MIRMT10 | 1000 | 730 | £215 |
| MIRM1200 | 1200 | 730 | £226 |




Beech (BCH)



Maple (MPE)



Oak (OAK)



Walnut (WNT)



White (WHT)

Conference Steel Leg Table

Boardroom Table



2400 Oak



2400 Beech



1200 Maple



2400 White



1200 Walnut

- High definition wood or white grain finish
- Integrated floor levellers
- Box leg design

| Code | Width | Depth | Height | RRP |
|---------|-------|-------|--------|------|
| IBT1800 | 1800 | 1200 | 730 | £340 |
| IBT2400 | 2400 | 1200 | 730 | £372 |

Free-Standing Round Table



Walnut



Beech



Maple



Oak




White

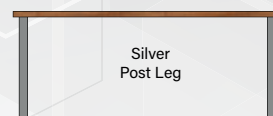
- Distinctive arrow head legs
- Floor levellers included
- High definition tops

| Code | Depth | Height | RRP |
|---------|-------|--------|------|
| IRMT10 | 1000 | 730 | £215 |
| IRM1200 | 1200 | 730 | £226 |


Options:



White Post Leg



Silver Post Leg




Beech (BCH)



Maple (MPE)



Oak (OAK)



Walnut (WNT)



White (WHT)

Storage

Our universal storage products provide a solution for every requirement.

Whether it's "at desk" storage such as handy pedestal storage pods or away from desk cupboards & bookcases, we have a wide variety of universal storage options.

Our selection works with Impulse, Evolve, Air Sit/Stand, Impulse Two-Tone desks & tables. The five finishes in these ranges mean that no matter what, our storage partners will match perfectly.

Our core storage units are packed with quality features too. They include:

- 25mm thick melamine panels
- Adjustable feet for floor levelling on desk high pedestals
- Silver sweep handles
- Locks on cupboards, pedestals and filing cabinets
- Anti-tilt safety device on filing cabinets

Please note Hi-Gloss and SoHo desks/tables have their own matching storage.



Evolve & Impulse Storage Pedestals

Desk High Pedestals



IDHP3600
600mm deep



IDHP3800
800mm deep

- 3 Lockable drawers
- Fully extending telescopic drawer runners
- 1 filing drawer
- 600mm & 800mm deep options

| Code | Width | Depth | Height | RRP |
|----------|-------|-------|--------|------|
| IDHP3600 | 430 | 600 | 730 | £193 |
| IDHP3800 | 430 | 800 | 730 | £226 |

Mobile Pedestals



IMP2
2 Drawer



IMP2
2 Drawer

- Fully extending telescopic drawer runners
- Lockable castors

| Code | Width | Depth | Height | RRP |
|------|-------|-------|--------|------|
| IMP2 | 430 | 500 | 510 | £176 |
| IMP3 | 430 | 500 | 510 | £176 |

Under Desk Pedestals



NUDP3
Narrow Under Desk



UDP3
Under Desk

- 3 Lockable drawers
- Fully extending telescopic drawer runners
- Extra tall mobile pedestal

| Code | Width | Depth | Height | RRP |
|-------|-------|-------|--------|------|
| NUDP3 | 300 | 550 | 695 | £187 |
| UDP3 | 440 | 550 | 695 | £199 |

Note: Under desk pedestals do not fit underneath 600mm deep desks.

Fixed Pedestals

Fits under all desks on the right or left side except 600 deep desks



FP3
3 Drawer Oak Finish



FP2
2 Drawer Maple Finish

- 3 Lockable drawers
- Fully extending telescopic drawer runners
- FP3 has three general storage drawers.
- FP2 has one filing drawer and one stationery drawer

| Code | Width | Depth | Height | RRP |
|------|-------|-------|--------|------|
| FP2 | 440 | 550 | 410 | £168 |
| FP3 | 440 | 550 | 410 | £178 |

Steel Pedestals



SMPWHITE
Steel Mobile
Pedestal White



SMPSILVER
Steel Mobile
Pedestal Silver

- Tough steel construction
- Suspended pen tray organiser included
- Standard width

| Code | Width | Depth | Height | RRP |
|-----------|-------|-------|--------|------|
| SMPWHITE | 395 | 565 | 560 | £247 |
| SMPSILVER | 395 | 565 | 560 | £247 |

Slimline Steel Pedestals




SLMPWHITE
Slim Steel Mobile
Pedestal White




SLMPSILVER
Slim Steel Mobile
Pedestal Silver

- Tough steel construction
- Suspended pen tray organiser included
- Slimline option


| Code | Width | Depth | Height | RRP |
|------------|-------|-------|--------|------|
| SLMPWHITE | 310 | 565 | 560 | £235 |
| SLMPSILVER | 310 | 565 | 560 | £235 |




Beech (BCH)



Maple (MPE)



Oak (OAK)



Walnut (WNT)



White (WHT)

Evolve & Impulse Storage Bookcases



ICO2000
4 Shelf Open Bookcase



IB2000
4 Shelf Bookcase



IB1600
3 Shelf Bookcase



IB1200
2 Shelf Bookcase



IB800
Single Shelf Bookcase

- Can be converted to Impulse cupboard retrospectively
- Discreet floor levellers
- Robust 25mm variable shelves
- Adjustable shelving positions

| Code | Width | Depth | Height | RRP |
|---------|-------|-------|--------|------|
| IB800 | 800 | 400 | 800 | £148 |
| IB1200 | 800 | 400 | 1200 | £193 |
| IB1600 | 800 | 400 | 1600 | £235 |
| IB2000 | 800 | 400 | 2000 | £274 |
| ICO2000 | 800 | 400 | 2000 | £340 |

Evolve & Impulse Storage Cupboards



IC2000
4 Shelf Cupboard



IC1600
3 Shelf Cupboard



IC1200
2 Shelf Cupboard




IC800
Single Shelf Cupboard




IDH600
Single Shelf, extra depth Cupboard

- Strong 18mm backboards
- Lockable full length doors
- Discreet floor levellers
- Robust 25mm variable shelves


| Code | Width | Depth | Height | RRP |
|--------|-------|-------|--------|------|
| IC800 | 800 | 400 | 800 | £193 |
| IC1200 | 800 | 400 | 1200 | £242 |
| IC1600 | 800 | 400 | 1600 | £291 |
| IC2000 | 800 | 400 | 2000 | £357 |
| IDH600 | 600 | 400 | 730 | £242 |




Beech (BCH)



Maple (MPE)



Oak (OAK)



Walnut (WNT)



White (WHT)

Evolve & Impulse Storage Filing Cabinets

Filing Cabinets - 4 Drawers



IFC4WHT

- 4 lockable drawers
- Fully extending telescopic drawer runners
- Floor levellers
- Stylish silver handles

| Code | Width | Depth | Height | RRP |
|------|-------|-------|--------|------|
| IFC4 | 500 | 600 | 1445 | £333 |



IFC4WNT



IFC4MPE



IFC4BCH



IFC4OAK

Filing Cabinets - 3 Drawers



IFC3WNT

- 3 lockable drawers
- Fully extending telescopic drawer runners
- Floor levellers
- Stylish silver handles

| Code | Width | Depth | Height | RRP |
|------|-------|-------|--------|------|
| IFC3 | 500 | 600 | 1225 | £301 |



IFC3OAK



IFC3MPE



IFC3BCH



IFC3WHT

Filing Cabinets - 2 Drawers



IFC2OAK

- 2 lockable drawers
- Fully extending telescopic drawer runners
- Floor levellers
- Stylish silver handles

| Code | Width | Depth | Height | RRP |
|------|-------|-------|--------|------|
| IFC2 | 500 | 600 | 800 | £268 |



IFC2WNT



IFC2MPE



IFC2BCH



IFC2WHT

Desk High Side Filer



IDHF600BCH

- Fully extending telescopic drawer runners
- Floor levellers
- Stylish silver handles
- Fits on the end of an Impulse or Evolve desk

| Code | Width | Depth | Height | RRP |
|---------|-------|-------|--------|------|
| IDHF600 | 800 | 600 | 30 | £422 |



IDHF600OAK




IDHF600MPE



IDHF600WNT



IDHF600WHT




Beech (BCH)



Maple (MPE)



Oak (OAK)



Walnut (WNT)



White (WHT)

Air Sit-Stand

Sedentary working has now become widely recognised as one of the biggest health threats in the modern office.

Employees sitting at desks for long periods of time risk a possibility of contracting a variety of conditions.

Our Sit & Stand height adjustable desking solution provides a solution to the health at work challenge.

By using our Sit-Stand desking with a choice of four widths, two frames and five finishes, users will enjoy better general health that will also improve their efficiency at work.

Healthy and happy employees equal increased productivity and efficiency.



Air Sit-Stand Height Adjustable Desks

660-1310mm



HAS168BCH
1600 Desk Finished in Beech



HAS168WHT
1600 Desk Finished in White



HAS168MPE
1600 Desk Finished in Maple



HAS168OAK
1600 Desk Finished in Oak



SS1310B
Sit-Stand Black Cable Spine

- Twin motors, with a 120kg weight capacity that provides an exceptionally smooth action
- 4 x pre-programmable height settings
- Extendable beam pack to accommodate most standard desk sizes
- Adjustable feet, for levelling and anti-rock

Rectangular Height Adjustable

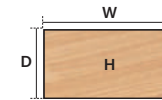
| Code | Width | Depth | Height | RRP |
|--------|-------|-------|----------|-------|
| HA*128 | 1200 | 800 | 660-1310 | £1018 |
| HA*148 | 1400 | 800 | 660-1310 | £1029 |
| HA*168 | 1600 | 800 | 660-1310 | £1039 |
| HA*188 | 1800 | 800 | 660-1310 | £1050 |

Frame and Control Panel only

| Code | Name | RRP |
|-------|-----------------------|------|
| HASLF | Silver Leg Frame Only | £965 |
| HAWLF | White Leg Frame Only | £965 |

Sit-Stand Cable Spine

| Name | Code | Width | Depth | Height | RRP |
|-------------------|---------|-------|-------|--------|-----|
| Black Cable Spine | SS1310B | 68 | 36 | 1600 | £70 |
| White Cable Spine | SS1310W | 68 | 36 | 1600 | £70 |



Find Sit-Stand stools on page 75



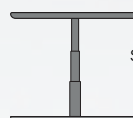
Spry



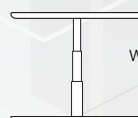
Sitall




Options:



Silver Legs (*S)



White Legs (*W)




Beech (BCH)



Maple (MPE)



Oak (OAK)




Walnut (WNT)



White (WHT)

Desk Accessories

Cable Management Tray (Universal)



| Code | Width | Depth | Height | RRP |
|--------|-------|-------|--------|-----|
| ICB800 | 800 | 115 | 55 | £56 |
| ICB10 | 1000 | 115 | 55 | £63 |
| ICB12 | 1200 | 115 | 55 | £70 |
| ICB14 | 1400 | 115 | 55 | £78 |
| ICB16 | 1600 | 115 | 55 | £86 |

Nimble Single Monitor Arm



Single Black
SMA038

Single White
SMA038W

Laptop Holder
LTH037

- Twin super fast USB 3.0 ports
- Gas assisted strut moves to any position
- Integral cable management system
- Universal VESA fitting

| Code | Screen Size | Weight Limit | Tilt Range | RRP |
|-------------------------|-------------|--------------|-------------|------|
| SMA038 SINGLE BLACK | 10" to 27" | 5kg | -85° to 15° | £222 |
| SMA038W SINGLE WHITE | 10" to 27" | 5kg | -85° to 15° | £222 |
| LTH037 | 10" to 27" | 5kg | - | £56 |

Nimble Dual Monitor Arm



Black Dual Arm
DMA039

White Dual Arm
DMA039W

- Twin super fast USB 3.0 ports
- Audio jack headphone connection
- Gas assisted strut moves to any position
- Integral cable management system
- Universal VESA fitting

| Code | Screen Size | Weight Limit | Tilt Range | RRP |
|---------------------------|-------------|--------------|-------------|------|
| DMA039 DUAL ARM BLACK | 10" to 27" | 5kg | -85° to 15° | £414 |
| DMA039W DUAL ARM WHITE | 10" to 27" | 5kg | -85° to 15° | £414 |

Cable Management Spine




| Code | Name | Width | Depth | Height | RRP |
|-------------------|---------|-------|-------|--------|-----|
| Black Cable Spine | SS0016 | 165 | - | 810 | £65 |
| Grey Cable Spine | SS0016G | 165 | - | 810 | £65 |
| White Cable Spine | SS0016O | 140 | - | 630 | £65 |

Sit-Stand Cable Spine (See page 32 for Sit-Stand desking)

| Code | Name | Width | Depth | Height | RRP |
|-------------------|---------|-------|-------|--------|-----|
| Black Cable Spine | SS1310B | 68 | 36 | 1600 | £70 |
| White Cable Spine | SS1310W | 68 | 36 | 1600 | £70 |

Desk Top Screen (Impulse)



*Desk clamps included

- Upholstery:**
- BLK = Black Fabric
 - BLU = Blue Fabric
 - UP = Bespoke Upholstery
- Metal Finishes:**
- S = Silver Finish
 - W = White Finish
- Fits all impulse desks

| Code | Width | Depth | Height | RRP | |
|---------|-------|-------|--------|------|------|
| ISS1200 | 1200 | 25 | 400 | £108 | £136 |
| ISS1400 | 1400 | 25 | 400 | £117 | £145 |
| ISS1600 | 1600 | 25 | 400 | £128 | £155 |
| ISS1800 | 1800 | 25 | 400 | £134 | £161 |

Steel Mobile Pedestals



SMP - STANDARD WIDTH



SLMP - SLIMLINE

| Code | Name | Width | Depth | Height | RRP |
|-----------------|-----------|-------|-------|--------|------|
| Silver Pedestal | SMPSILVER | 395 | 565 | 560 | £247 |
| White Pedestal | SMPWHITE | 395 | 565 | 560 | £247 |

| Code | Name | Width | Depth | Height | RRP |
|----------------------|------------|-------|-------|--------|------|
| Silver Slim Pedestal | SLMPSILVER | 310 | 565 | 560 | £235 |
| White Slim Pedestal | SLMPWHITE | 310 | 565 | 560 | £235 |

HIGH GLOSS

When your meeting needs to be inspired by a conference atmosphere that exudes confidence and quality specify our exciting High Gloss furniture.

Available in stunning white or piano black super sheen finish, the furniture suites have 25mm tops.

Tables are mounted on silver curved legs on a silver subframe. They have built-in floor levellers.

The storage options include matching cupboards and a double width one-top credenza unit.

The furniture can be complemented with any visitor and conference chairs.



P145

P38



Boardroom Tables
Page 38



Cupboards
Page 38



Reception Counters
Page 39

HIGH GLOSS

High Gloss Boardroom Tables

2400 Boardroom Table



- Extra large table to seat up to 10 people
- Floor levellers included
- Stylish slow curve boat shape

| Code | Width | Depth | Height | RRP |
|--------------|-------|-------|--------|-------|
| BT2400 BLACK | 2400 | 1200 | 750 | £1046 |
| BT2400 WHITE | 2400 | 1200 | 750 | £1046 |
| BT1800 BLACK | 1800 | 1200 | 750 | £870 |
| BT1800 WHITE | 1800 | 1200 | 750 | £870 |

Desk High Cupboard

- Stunning high gloss finish
- Discreet floor levellers included
- Lockable cupboard doors


| Code | Width | Depth | Height | RRP |
|--------|-------|-------|--------|------|
| DHCB01 | 800 | 600 | 720 | £521 |
| DHCW01 | 800 | 600 | 720 | £521 |




Desk High Dual Credenza Cupboards

- Dual cupboard unit
- 4 lockable doors
- 25mm high gloss top

| Code | Width | Depth | Height | RRP |
|---------------|-------|-------|--------|-------|
| I000909 BLACK | 1600 | 600 | 720 | £1215 |
| I000908 WHITE | 1600 | 600 | 720 | £1215 |



Black (BA)



White (WA)

High Gloss Reception Desks



Black Counter
RD006HGBLACK

- Fully operational reception counter
- Discreet floor levellers
- Silver feature supports

| Code | Width | Depth | Height | RRP |
|------------------|-------|-------|--------|--------------|
| RD006HG BLACK | 2485 | 835 | 1030 | £1355 |

Units include a matching storage unit with two stationery drawers and a filing drawer



All white model
RD006HGWHITE

- Stunning all white design
- Discreet floor levellers
- Silver feature supports

| Code | Width | Depth | Height | RRP |
|------------------|-------|-------|--------|--------------|
| RD006HG BLACK | 2485 | 835 | 1030 | £1355 |

Units include a matching storage unit with two stationery drawers and a filing drawer




Walnut & Matt White Finish
RD006


- Luxury walnut effect-contrasted by matte white panels
- Discreet floor levellers
- Silver feature supports

| Code | Width | Depth | Height | RRP |
|-------|-------|-------|--------|--------------|
| RD006 | 2485 | 835 | 1030 | £1115 |


Units include a matching storage unit with two stationery drawers and a filing drawer



Black (BA)



White (WA)



Walnut & White
(WNTWHT)

SOHO Collection

Smaller offices and home working spaces have unique design needs. They need to be ultra-effective in space usage, quality engineered and hold a design signature that enhances any room.

Our range of SoHo (small office/home office) furniture is designed and produced by a dedicated state-of-the-art facility in Northern Italy.

The style is guaranteed with clean lines, highest quality materials and an engineering finesse that ensures every item looks stunning and performs at the highest level.

Finishes include a striking slate, dramatic white gloss, exquisite truffle oak and a superb Sonoma oak finish.

Whatever your choice of design our SoHo ranges provide exceptional value and a furniture solution that enhances every office, study or workspace.



MADE IN ITALY

Denno Range

The Denno range is made with a rich truffle oak wood finish to upgrade any office or home office/study setting. Desks come in a choice of stylish hoop legs, or solid wood finish panel end legs. There is a comprehensive storage range to match the desks. These include mobile pedestal storage pods, and a selection of bookcases, cupboards and combi-units. All units have extra thick panels.

Denno Hoop



CF000028
Denno Hoop 1700cm Wide Desk With White Steel in Truffle Oak/White

- Stylish open hoop frame
- Flyover desk design
- High definition truffle oak finish
- Matching modesty back panel

| Code | Width | Depth | Height | RRP |
|----------|-------|-------|--------|------|
| CF000010 | 900 | 600 | 740 | £373 |
| CF000027 | 1400 | 800 | 740 | £555 |
| CF000028 | 1700 | 800 | 740 | £598 |

Denno Panel End



CF000029
Denno Panel 1800cm Wide Desk with Panel Legs in Truffle Oak

- All wood panel end style
- High definition truffle oak finish
- Matching modesty back panel
- mm protective edging

| Code | Width | Depth | Height | RRP |
|----------|-------|-------|--------|------|
| CF000031 | 920 | 750 | 600 | £265 |
| CF000030 | 1400 | 750 | 690 | £343 |
| CF000029 | 1800 | 750 | 690 | £374 |

Denno Pedestal



CF000011
Denno Drawer Pedestal in Truffle Oak/White

- Easy glide castors for mobility
- Thick core unit dimensions
- Lockable drawer
- Stylish silver handles

| Code | Width | Depth | Height | RRP |
|----------|-------|-------|--------|------|
| CF000011 | 490 | 450 | 630 | £347 |

Denno Cupboards



CF000032
Denno Low Cupboard
in Truffle Oak



CF000033
Denno Low Cupboard
in Truffle Oak



CF000034
Denno Narrow
Cupboard in Truffle Oak



CF000037
Denno Low Wide 2 Drawer 2 Door Combi-Cupboard

| Code | Width | Depth | Height | RRP |
|----------|-------|-------|--------|------|
| CF000032 | 1700 | 360 | 1120 | £460 |
| CF000033 | 810 | 360 | 2170 | £680 |
| CF000034 | 440 | 360 | 2170 | £603 |
| CF000037 | 810 | 360 | 1120 | £512 |

Denno Bookcase



CF000001



CF000002




CF000003

- Truffle Oak wood melamine finish
- Adjustable shelves
- 2mm abs edging

| Code | Width | Depth | Height | RRP |
|----------|-------|-------|--------|------|
| CF000001 | 810 | 360 | 1120 | £339 |
| CF000002 | 810 | 360 | 2170 | £473 |
| CF000003 | 440 | 360 | 2170 | £395 |

Denno door packs



CF000004



CF000005



CF000006

- White gloss finish
- 18mm thick
- 2mm abs edging

| Code | Width | Depth | Height | RRP |
|----------|-------|-------|--------|------|
| CF000004 | 750 | 18 | 1050 | £256 |
| CF000005 | 750 | 18 | 1050 | £308 |
| CF000006 | 750 | 18 | 2100 | £343 |

Mordano Range

Mordano is a range of feature packed smaller self-contained desk and storage units. These stand-alone workstations are finished in a mix of Sonoma Oak and white gloss. The self contained desk and drawer pods are ideal for home working or as hot desking solutions within busy offices. Their clever design means they are able to create working areas in the tightest of spaces.

Mordano Desk with 4 Drawers



CF000016



CF000017



CF000018



CF000019

- 4 drawers with metal runners
- 30mm thick sides and tops
- 2mm abs edging
- Sonoma Oak or White Gloss finish

| Code | Width | Depth | Height | RRP |
|----------|-------|-------|--------|------|
| CF000016 | 1100 | 600 | 740 | £374 |
| CF000017 | 1100 | 600 | 740 | £374 |
| CF000018 | 1400 | 600 | 740 | £438 |
| CF000019 | 1400 | 600 | 740 | £438 |

Mordano Desk with pull out drawer



CF000020



CF000021

- White gloss or Sonoma Oak finish
- Pull out extra wide storage drawer
- Metal runners
- Tough melamine heat resistant finish

| Code | Width | Depth | Height | RRP |
|----------|-------|-------|--------|------|
| CF000020 | 1000 | 400 | 800 | £313 |
| CF000021 | 1000 | 400 | 800 | £278 |

Mordano Desk with 3 drawers



CF000022

- Tough white heat resistant finish
- Three drawer storage unit
- Extra wide storage shelf



CF000023

- Tough white and Sonoma Oak heat resistant finish
- Three drawer storage unit
- Extra wide storage shelf



CF000024

- Slate and white high gloss finish
- Three drawer storage unit
- Extra wide storage shelf

| Code | Width | Depth | Height | RRP |
|----------|-------|-------|--------|------|
| CF000022 | 1100 | 600 | 750 | £447 |
| CF000023 | 1100 | 600 | 750 | £412 |
| CF000024 | 1400 | 600 | 750 | £412 |

Mordano Desk With 3 Drawers and Door



CF000026

- White high gloss and charcoal gloss contrast finish.

CF000025

- Matte white and charcoal high gloss contrast finish



- 3 drawers with metal runners
- Open shelf under top
- Matt white melamine finish with contrasting grey gloss

| Code | Width | Depth | Height | RRP |
|----------|-------|-------|--------|------|
| CF000025 | 1400 | 600 | 750 | £516 |
| CF000026 | 1400 | 600 | 750 | £590 |

Pastena Range

Pastena furniture provides stunning design solutions for any home office or busy general office. A unique textured slate outer provide a stunning look. Contrast panels in white gloss complement the look. Whether you are looking for a compact furniture suite for the home office, study or bedroom, or for a stylish desking and storage combo for the modern office Pastena is a perfect choice.

Pastena Desking



CF000012



CF000013

- 38mm thick sides and top
- 2mm abs edging
- Warm slate textured finish

| Code | Width | Depth | Height | RRP |
|----------|-------|-------|--------|------|
| CF000012 | 1400 | 700 | 750 | £417 |
| CF000013 | 1800 | 700 | 750 | £473 |

Pastena Corner Desk & Drawers Unit



CF000036

Pastena Low Bookcase



CF000036

| Code | Width | Depth | Height | RRP |
|----------|-------|-------|--------|------|
| CF000035 | 1400 | 360 | 860 | £581 |
| CF000036 | 1400 | 1500 | 750 | £784 |

Pastena Bookcase



- 38mm thick sides and tops
- Sliding door features
- Warm slate textured finish

CF000015

Pastena Pedestal

- 38mm thick sides and tops
- Metal handles
- Warm slate and high gloss white melamine finish

CF000014



| Code | Width | Depth | Height | RRP |
|-----------|-------|-------|--------|------|
| CF000014 | 650 | 360 | 850 | £390 |
| CF0000015 | 1200 | 360 | 1950 | £789 |

GRAVITI+ STORAGE

Graviti+ is finished in a hard wearing lightly textured finish. It is fully guaranteed product, made in the UK, and provides outstanding value with 10 years of warranty.

All branded units will provide footscap and A4 filing. Filing cabinets and stationery cupboards feature flush front swan neck drawer and door pulls.

Graviti storage is fully lockable for maximum security and drawer units have anti-tilt safety mechanisms fitted as standard.

All products are supplied fully assembled as standard. All units, except pedestals, can also be supplied flat packed for on-site assembly to overcome access issues.



P48

P48

P73



Two Drawer Filing Cabinet
Page 48



Three Drawer Filing Cabinet
Page 48



Four Drawer Filing Cabinet
Page 48



2m Tall Tambour
Page 49



1m Tall Tambour
Page 49



Tall 2 Door Cupboards
Page 50



2 Door Cupboards
Page 50



Steel Lockers
Page 51



Steel Storage Accessories
Page 51

GRAVITI+ STEEL STORAGE

Graviti+ Filing Cabinets

Two Drawer Filing Cabinet



White
G2FCCWA

Coffee Cream
G2FCCA

Goose Grey
G2FCGGA

Black
G2FCBA

- Flush front swan neck drawer
- Light texture epoxy powder coated
- Fully lockable
- Integral anti-tilt safety mechanism fitted
- Manufacturers guarantee
- Soft, protective feet
- Supplied assembled as standard
- Integrated contents badge

10Years
Warranty

| Code | Width | Depth | Height | RRP |
|------|-------|-------|--------|------|
| G2FC | 458 | 622 | 711 | £215 |

Three Drawer Filing Cabinet



White
G3FCCWA

Coffee Cream
G3FCCA

Goose Grey
G3FCGGA

Black
G3FCBA

- Flush front swan neck drawer
- Light texture epoxy powder coated
- Fully lockable
- Integral anti-tilt safety mechanism fitted
- Manufacturers guarantee
- Soft, protective feet
- Supplied assembled as standard
- Integrated contents badge

10Years
Warranty

| Code | Width | Depth | Height | RRP |
|------|-------|-------|--------|------|
| G3FC | 458 | 622 | 1009 | £320 |

Four Drawer Filing Cabinet



White
G4FCCWA

Coffee Cream
G4FCCA

Goose Grey
G4FCGGA

Black
G4FCBA

- Flush front swan neck drawer
- Light texture epoxy powder coated
- Fully lockable
- Integral anti-tilt safety mechanism fitted
- Manufacturers guarantee
- Soft, protective feet
- Supplied assembled as standard
- Integrated contents badge

10Years
Warranty

| Code | Width | Depth | Height | RRP |
|------|-------|-------|--------|------|
| G4FC | 458 | 622 | 1320 | £350 |


Select your colour by adding the relevant colour code suffix to the item; e.g. G3FCBA = 3 Drawer filing cabinet in black




Black (BA)



Coffee Cream (CA)



Goose Grey (GGA)



White (WA)

Graviti+ Steel Tambour Cupboards

2m Tall Tambour



White 3x Shelves
G2STCWA



Goose Grey x3 Shelves
G2STGGA

- Tough, epoxy powder coated finish
- Supplied ready to take internals to suit users needs
- Light textured paint treatment
- Triple point locking for maximum security
- Soft, protective feet
- Attractive discreet handle
- Matching self colour doors
- Strong high grade steel carcass
- 5 year manufacturers guarantee

Supplied ready to add own choice of internal fittings (page 51).
Roll out fittings recommended for bottom half of unit only.

5Years
Warranty

| Code | Width | Depth | Height | RRP |
|------|-------|-------|--------|------|
| G2ST | 1003 | 507 | 2000 | £749 |

1m Tall Tambour



White x1 Shelf
G1STCWA



Goose Grey x1 Shelf
G1STGGA


- Tough, epoxy powder coated finish
- Supplied ready to take internals to suit users needs
- Light textured paint treatment
- Triple point locking for maximum security
- Soft, protective feet
- 5 year manufacturers guarantee
- Attractive discreet handle
- Matching self colour doors
- Strong high grade steel carcass

Supplied ready to add own choice of internal fittings (page 51).
Roll out fittings recommended for the bottom half of unit only.

5Years
Warranty

| Code | Width | Depth | Height | RRP |
|------|-------|-------|--------|------|
| G1ST | 1003 | 507 | 1016 | £670 |


Select your colour by adding the relevant colour code suffix to the item; e.g. G3FCBA = 3 Drawer filing cabinet in black




Black (BA)



Coffee Cream (CA)



Goose Grey (GGA)



White (WA)

Graviti+ Steel Stationery Cupboards

1850mm Tall 2 Door Cupboards



White x3 Shelves
GC2CWA

Coffee Cream x3 Shelves
GC2CCA

Goose Grey x3 Shelves
GC2GGA

Black x3 Shelves
GC2BA

- Stunning epoxy powder coated treatment
- Supplied ready to take internals to suite users needs
- Light textured paint finish
- Soft footplate
- Triple locking for maximum security
- 5 year manufacturers guarantee
- Made in the UK
- High grade steel carcass
- Supplied assembled

5Years
Warranty

| Code | Width | Depth | Height | RRP |
|------|-------|-------|--------|------|
| GC2 | 915 | 458 | 1830 | £569 |

1000mm Tall 2 Door Cupboards



White x1 Shelf
GC1CWA

Coffee Cream x1 Shelf
GC1CCA

Goose Grey x1 Shelf
GC1GGA

Black x1 Shelf
GC1BA

- Stunning epoxy powder coated treatment
- Supplied ready to take internals to suite users needs
- Light textured paint finish
- Soft footplate
- Triple locking for maximum security
- 5 year manufacturers guarantee
- Made in the UK
- High grade steel carcass
- Supplied assembled

5Years
Warranty

| Code | Width | Depth | Height | RRP |
|------|-------|-------|--------|------|
| GC1 | 915 | 458 | 1020 | £409 |

Select your colour by adding the relevant colour code suffix to the item; e.g. GC1BA = 2 door cupboard 1000mm in Black




Black (BA)



Coffee Cream (CA)



Goose Grey (GGA)



White (WA)

Graviti+ Steel Lockers



1 Door
GL1DA

2 Doors
GL2DA

4 Doors
GL4DA


6 Doors
GL6DA

- Stunning epoxy powder coated treatment
- Light textured paint finish
- 5 year manufacturers guarantee
- Made in the UK
- High grade steel carcass
- Finished in goose grey
- 2 key mastered series
- Standard cam lock fitted
- FIRA certified


5Years
Warranty

| Name | Code | Width | Depth | Height | RRP |
|--------|-------|-------|-------|--------|------|
| 1 Door | GL1DA | 305 | 458 | 1780 | £239 |
| 2 Door | GL2DA | 305 | 458 | 1780 | £264 |
| 4 Door | GL4DA | 305 | 458 | 1780 | £374 |
| 6 Door | GL6DA | 305 | 458 | 1780 | £449 |

Graviti+ Steel Storage Accessories



Multi Purpose Shelf
GSSCG2



Suspended Frame
GRSFRG2

5Years
Warranty

| Code | Name | Width | Depth | RRP |
|---------|----------------------|-------|-------|------|
| GSSCG2 | Multi Purpose Shelf | 913 | 390 | £58 |
| GLFSG2 | Lateral Filing Frame | 908 | 390 | £62 |
| GRRSG2 | Roll Out Shelf | 838 | 385 | £115 |
| GRSFRG2 | Suspended Frame | 800 | 330 | £151 |

SECURITY

Security has never been more important than in today's modern office. It is critical that confidential documents, valuables and financial records are kept safe.

We are all carrying more valuable items with us as well - and sometimes these need extra secure storage.

Phoenix is the UK's leading office and home security specialist.

We offer a vast range of these security products, the following pages are examples of their most popular solutions.



KEY



Fire Protection Paper



Fire Protection Data



Fire Protection Digital Media



Water Resistant



Recommended Insurance Rating



Electronic Lock



Drop Tested



Changeable Lock



Key Lock

Phoenix Security

Cash Deposit Security Safe



- **SECURITY PROTECTION:** Recommended for overnight cash cover of £3,000 cash or £30,000 valuables
- **DEPOSIT FACILITY:** Fitted with a special Phoenix tilting baffle plate to ensure that the contents cannot be 'fished out'
- **CONSTRUCTION:** Constructed of 12mm steel plate door and 6mm body
- **FIXING:** Supplied with fixing bolts for concrete floors

Front Loading Cashier Deposit safe for 24 hour cash management.

| Code / Lock Type | | | | External | | | Internal | | | Weight | Volume |
|------------------|-------|------------|-------|----------|-------|--------|----------|-------|--------|--------|-----------|
| Key | RRP | Electronic | RRP | Width | Depth | Height | Width | Depth | Height | | |
| PX0015 | £819 | PX0013 | £984 | 340 | 380 | 480 | 328 | 323 | 448 | 54kg | 47 Litres |
| PX0018 | £1137 | PX0016 | £1302 | 340 | 380 | 700 | 328 | 323 | 646 | 68kg | 68 Litres |
| PX0021 | £1608 | PX0019 | £1773 | 510 | 510 | 760 | 495 | 415 | 315 | 130kg | 92 Litres |



Commercial Key Cabinet



- **SPECIAL FEATURES:** Each unit comes with adjustable hook bars and number labels to suit. The 400 and 600-hook units are double door cabinets
- **FIXING:** The cabinets have pre-drilled fixing holes for wall mounting
- **LOCKING:** Fitted with high quality cylinder key lock or electronic code lock with 4 digit user code
- **FINISH:** Finished in a high quality durable powder coated finish.

A series of high quality Key Cabinets ranging from 42 hooks up to 600 hook units.

| Code / Lock Type | | | | External | | | Internal | | | Weight | Hooks |
|------------------|------|------------|-------|----------|-------|--------|----------|-------|--------|--------|-----------|
| Key | RRP | Electronic | RRP | Width | Depth | Height | Width | Depth | Height | | |
| PX0047 | £143 | PX0046 | £279 | 270 | 80 | 350 | x | x | x | 4kg | 42 Hooks |
| PX0051 | £163 | PX0050 | £341 | 300 | 80 | 450 | x | x | x | 6kg | 64 Hooks |
| PX0055 | £213 | PX0054 | £407 | 380 | 80 | 550 | x | x | x | 7kg | 100 Hooks |
| PX0059 | £279 | PX0058 | £502 | 380 | 140 | 550 | x | x | x | 11kg | 200 Hooks |
| PX0063 | £407 | PX0062 | £697 | 380 | 205 | 550 | x | x | x | 14kg | 300 Hooks |
| PX0067 | £486 | PX0066 | £788 | 730 | 140 | 550 | x | x | x | 20kg | 400 Hooks |
| PX0070 | £664 | PX0069 | £1114 | 730 | 205 | 550 | x | x | x | 28kg | 600 Hooks |



Cygnus Key Deposit Safe



- **SECURITY:** When bolted to a wall these key safes provide defence against burglaries aimed at stealing car keys, house keys etc
- **FIXING:** Ready prepared for fixing to the wall with bolts supplied
- **SPECIAL FEATURES:** A key deposit slot, allowing keys to be deposited without the need to open the safe
- **KEY TAGS:** Supplied complete with a selection of coloured key rings
- **LOCKING:** Advanced electronic locking with anti-tamper solenoid and supplied with 2 override.

The Phoenix Cygnus series of Electronic key deposits safes are available in capacities of 30 - 700 keys

| Code / Lock Type | | | | External | | | Internal | | | Weight | Hooks |
|------------------|-----|------------|-------|----------|-------|--------|----------|-------|--------|--------|----------|
| Key | RRP | Electronic | RRP | Width | Depth | Height | Width | Depth | Height | | |
| x | x | PX0110 | £209 | 300 | 100 | 280 | 295 | 80 | 275 | 6.5kg | 30 Keys |
| x | x | PX0111 | £221 | 300 | 100 | 360 | 275 | 80 | 350 | 7.5kg | 48 Keys |
| x | x | PX0112 | £366 | 430 | 130 | 660 | 424 | 110 | 655 | 20kg | 144 Keys |
| x | x | PX0113 | £852 | 580 | 250 | 755 | 570 | 230 | 745 | 43kg | 300 Keys |
| x | x | PX0114 | £901 | 580 | 280 | 760 | 570 | 260 | 750 | 46kg | 500 Keys |
| x | x | PX0115 | £1104 | 580 | 330 | 760 | 570 | 310 | 750 | 49kg | 700 Keys |



Titan Fire & Security Safe



- FIRE PROTECTION (PAPER): Tested to the International NT Fire 017 - 60 fire test standard, at the Swedish SP Testing Centre providing 60 minutes fire protection for paper documents.
- FIRE PROTECTION (DIGITAL MEDIA):: Tested to MTC - DIP120 - 60DMA fire test standard, providing 60 minutes fire protection for digital media, DVD's, USB memory sticks.
- SECURITY PROTECTION: Recommended for an overnight cash risk of £2,000.00 or £20,000.00 valuables and is also ready prepared for floor fixing with fixing bolts for concrete floors supplied
- FITTINGS: Fitted with a high quality key lock (2 keys supplied) or high security electronic lock with LED display.

The Phoenix Titan is a modern, compact, fire and security resistant safe designed to meet the need for residential and business use.

| Code / Lock Type | | | | External | | | Internal | | | Weight | Volume |
|------------------|------|------------|------|----------|-------|--------|----------|-------|--------|--------|-----------|
| Key | RRP | Electronic | RRP | Width | Depth | Height | Width | Depth | Height | | |
| PX0344 | £134 | PX0342 | £465 | 412 | 363 | 360 | 320 | 234 | 260 | 28kg | 19 Litres |
| PX0347 | £159 | PX0345 | £527 | 350 | 430 | 410 | 260 | 304 | 320 | 34kg | 25 Litres |
| PX0350 | £599 | PX0348 | £641 | 400 | 440 | 515 | 300 | 300 | 405 | 53kg | 36 Litres |



Vela Home & Office



- SECURITY PROTECTION: Recommended for overnight cash cover of £1,000 cash or £10,000 valuables.
- CONSTRUCTION: Vela safes supplied as standard with twin live locking bolts and concealed internal hinges for increased security.
- LOCKING: Advanced electronic locking with anti-tamper solenoid and supplied with 2 override
- FIXING: Ready prepared for fixing to the floor or wall, with fixing bolts supplied for brick walls or concrete floors
- LIGHTING: Fitted with a bright LED interior light so that the contents can easily be seen, even in the most dimly lit cupboards

THE PHOENIX VELA SERIES is designed for use at home or in the office for storage of valuables, cash and important documents. With its high quality key-lock or user friendly electronic lock it is ideal for multiple applications.

| Code / Lock Type | | | | External | | | Internal | | | Weight | Volume |
|------------------|------|------------|------|----------|-------|--------|----------|-------|--------|--------|-----------|
| Key | RRP | Electronic | RRP | Width | Depth | Height | Width | Depth | Height | | |
| PX0367 | £134 | PX0366 | £147 | 310 | 200 | 200 | 305 | 160 | 195 | 6kg | 10 Litres |
| PX0369 | £159 | PX0368 | £172 | 350 | 250 | 250 | 340 | 210 | 240 | 8kg | 17 Litres |
| PX0371 | £242 | PX0370 | £258 | 450 | 365 | 250 | 440 | 325 | 240 | 12kg | 34 Litres |
| PX0373 | £300 | PX0372 | £308 | 350 | 310 | 500 | 345 | 300 | 495 | 19kg | 51 Litres |
| PX0375 | £362 | PX0374 | £378 | 370 | 445 | 560 | 366 | 435 | 556 | 23kg | 88 Litres |



World Class Vertical Fire file



- FIRE PROTECTION (PAPER): 90 minutes fire protection for paper documents FIRE PROTECTION (DIGITAL MEDIA): 60 minutes fire protection for digital media to MTC-DIP120-60DM
- FIRE PROTECTION (DATA): 90 minutes fire protection for computer tapes and digital media if optional FSDPI08 is used.
- CAPACITY: Able to accommodate foolscap, A4 and A5 files on width adjustable rails
- WATER RESISTANT: Water resistant seals prevent water damage to contents when the cabinet is subjected to sprinklers systems or fire hoses.

The Phoenix Vertical Fire File FS2250 series offers unrivalled protection for documents and data in a stylish modern filing cabinet format. Ultra lightweight insulation materials mean the cabinet can be used on most standard floors without the need for support.

| Code / Lock Type | | | | External | | | Internal | | | Weight | Volume |
|------------------|-------|------------|-------|----------|-------|--------|----------|-------|--------|--------|-----------|
| Key | RRP | Electronic | RRP | Width | Depth | Height | Width | Depth | Height | | |
| PX0400 | £2067 | PX0398 | £2172 | 525 | 675 | 720 | 385 | 505 | 255 | 140kg | 98 Litres |
| PX0403 | £3043 | PX0401 | £3093 | 525 | 675 | 1405 | 385 | 505 | 255 | 266kg | 196Litres |



Datacombi Safe



- FIRE PROTECTION (PAPER): Tested to Swedish NT Fire 017 - 90 Paper. Providing 90 minutes fire protection for paper documents.
- FIRE PROTECTION (DATA): Tested to Swedish NT Fire 017 - 90dis. Providing 90 minutes fire protection for CD's, DVD's, tapes and all forms of data storage.
- SECURITY PROTECTION: Recommended for an overnight cash risk of £2,500.00 or £25,000.00 valuables.
- FITTINGS: Complete a with height adjustable shelf and a lockable drawer.
- DROP TEST: Drop tested from 9.1 meters for resistance to the impact of falling through the burning floors of a building or the collapse of the building.

FOUR SAFES IN ONE This safe provides fire protection for paper documents, computer diskettes, tapes and all forms of data storage and security for cash and valuables all in one unit. Suitable for use in residential or business premises.

| Code / Lock Type | | | | External | | | Internal | | | Weight | Volume |
|------------------|-------|------------|-------|----------|-------|--------|----------|-------|--------|--------|------------|
| Key | RRP | Electronic | RRP | Width | Depth | Height | Width | Depth | Height | | |
| PX0139 | £1596 | PX0137 | £1683 | 500 | 500 | 640 | 375 | 330 | 510 | 103kg | 63 Litres |
| PX0142 | £1881 | PX0140 | £1960 | 520 | 520 | 820 | 380 | 330 | 670 | 134kg | 84 Litres |
| PX0145 | £2724 | PX0143 | £2807 | 655 | 560 | 1065 | 475 | 350 | 880 | 227kg | 145 Litres |



Fire Ranger Safe



- FIRE PROTECTION (PAPER): Provides 30 minutes fire protection for paper records at 500°C.
- SECURITY PROTECTION: Recommended for overnight cash cover of £1,500 or valuables cover of £15,000.
- DOOR CONSTRUCTION: High security 3-way espagnolette bolt work provides great strength and attack resistance.
- FITTINGS: Supplied with 2 height adjustable shelves that also includes hanging rails for lateral files as standard.

The Phoenix Fire Ranger sets new standards for protection against fire and burglary attack in an economic, convenient and attractive format.

| Code / Lock Type | | | | External | | | Internal | | | Weight | Volume |
|------------------|-------|------------|-------|----------|-------|--------|----------|-------|--------|--------|------------|
| Key | RRP | Electronic | RRP | Width | Depth | Height | Width | Depth | Height | | |
| PX0190 | £1645 | PX0188 | £1802 | 600 | 520 | 1225 | 506 | 415 | 1082 | 77kg | 230 Litres |
| PX0193 | £2121 | PX0191 | £2278 | 935 | 520 | 1225 | 814 | 415 | 1050 | 106kg | 359 Litres |
| PX0196 | £2654 | PX0194 | £2795 | 930 | 520 | 1950 | 814 | 415 | 1810 | 152kg | 615 Litres |
| PX0199 | £3315 | PX0197 | £3477 | 1250 | 520 | 1950 | 1134 | 415 | 1810 | 194kg | 851 Litres |



Fortress Security Safe



- SECURITY PROTECTION: Tested to the prestigious European S2 Security standard EN14450 giving cash cover of £4,000 or Valuables cover of £40,000.
- APPROVALS: UK Police approved (Secured by Design scheme) and the Association of Insurance Surveyors (AIS)
- CONSTRUCTION: Double wall construction with anti drill plates.
- FIXING: Ready prepared for floor fixing, with fixing bolts for concrete supplied.
- LOCKING: High security VDS Class 1 double bitted key lock or electronic locking with time delay function

The Phoenix Fortress SS180 series is a range of high security safes designed and tested to the latest European test standards.

| Code / Lock Type | | | | External | | | Internal | | | Weight | Volume |
|------------------|-------|------------|-------|----------|-------|--------|----------|-------|--------|--------|-----------|
| Key | RRP | Electronic | RRP | Width | Depth | Height | Width | Depth | Height | | |
| PX0207 | £378 | PX0206 | £585 | 350 | 300 | 220 | 270 | 190 | 140 | 15kg | 7 Litres |
| PX0209 | £506 | PX0208 | £705 | 450 | 350 | 350 | 365 | 240 | 270 | 25kg | 24 Litres |
| PX0211 | £672 | PX0210 | £858 | 450 | 350 | 550 | 365 | 240 | 470 | 37kg | 42 Litres |
| PX0213 | £971 | PX0212 | £1145 | 445 | 400 | 805 | 360 | 290 | 715 | 54kg | 74 Litres |
| PX0215 | £1335 | PX0214 | £1497 | 440 | 400 | 1000 | 360 | 300 | 815 | 65kg | 99 Litres |



SEATING

Headrest

Additional support for the long term user that requires further head and neck support.

Backrest

Backrests are available as either fixed or adjustable to provide a variety of options.

Lumbar Support

The most critical area of the S shape spine is the lumbar. We have fixed and adjustable lumbar support options, the latter either operated by twist grip or inflating bulbs.

Seat Slide

Users with longer or shorter legs often chose to use a seat slide for the optimum seating position.

Levers

All our levers are ergonomically shaped and placed for ease-of-use.

Castors

All our swivel chairs have twin wheel high impact castors. This ensures they run smoothly over the average eight miles they travel each year.

We've got your back

It is one of the very few areas in the office that will provide an improvement in health and efficiency.

Seating has developed massively even in the last decade. Now users weight, build, usage and tasks all contribute to finding the right product.

Feature-rich posture, task, ergonomic, operator, heavy duty and 24 hour chairs all provide outstanding support and comfort - and that translates to more efficiency at work.

This guide helps explain some of the features that make our chairs the envy of our competitors when users talk about enjoying exceptional seating performance.

Armrests

Armrests can be static loop style or height adjusting to fit each individual user. Further options include flip back or folding arms that can be easily stowed.

Seat Tilt

This will give the user a rocking action that can be tension adjusted. This can also be locked in a variety of positions when coincided with a lock/tilt mechanism.

Seat Height

A gas lift strut makes adjusting chair height easy. Lifting the lever releases the automatic gas piston and allows the chair to rise.



Movement and Product icons



Gas height adjustment

Adjust the chair height as desired.



Seat slide

Adjust the seat depth to fit your body & improve circulation by alleviating pressure on the legs.



Integral lumbar

An integrated fixed lumbar to provide extra back support.



Synchronised tilt mechanism

Reclines backrest and seat together at a ratio of approx. 2.5:1 for optimal seating position.



Height adjustable backrest

Height adjustable back to improve support and posture.



Tilt tension adjustment

Adjust the tension of the seat tilt mechanism to support individual requirements.



Adjustable armrest

Fully adjustable, multi-positional armrest; height, width and depth movement caters to users of all shapes and sizes.



Independent seat and back

Position seat and back angle independently for optimum support and posture.



Infinite lock mechanism

Lever adjusts seat and back angle as one, lockable in any position.



Fixed armrests

Relieve strain by providing support for the forearms.



Auto tilt tensioner

Automated weight tensioner requires no manual adjustment and provides correctly tensioned reclining adjustment.



Seat depth adjustment

Adjust the seat depth for a larger seating area, suited for longer or shorter legs.



Height adjustable armrest

Adjust armrest height to suit individual requirement.



Lock tilt motion

Lever allows the chair to be locked upright or allows free tilt.



Anti-Shock

Prevents user being thrown forward when adjusting seating angles.



Seat angle adjustment

Lever adjusts seat angle to encourage recommended seat position.



Stacking chair

Conveniently stackable chairs provide easy and discreet storage.



Knee Tilt

Scissor hinged movement that tilts the chair back from the knee point, avoiding contact with pressure points on the back of your legs.



Adjustable headrest

Adjustable headrest for optimum support and comfort.



Adjustable or free float back

Optimal comfort by locking the backrest at any angle or a free float option.



Headrest

Provides support and relief for the head and neck muscles.



Folding armrest

Stylish, comfortable and functional folding arms provide optional support.



Adjustable lumbar support

Improve posture with fully adjustable lumbar giving support where you need it.

POSTURE SEATING

More working hours are lost through back pain and poor posture than for any other reason.

Our innovative, stylish, high-quality posture chairs are designed to provide outstanding support and a high level of adjustability.

This enables you to get the chair to 'fit' your best sitting position.

Every chair in our posture range has multiple functionalities. This allows users to set the chair up for the ideal sitting experience depending on height, weight, build and usage.





Chiro Plus
Ultimate Collection
Page 60



Chiro Collection
Page 63



Stealth Collection
Page 64



Ergo-Dynamic
Collection
Page 66



Onyx
Collection
Page 70



Exo
Page 72




SPRY
Page 64



Sitall
Collection
Page 65

Chiropractor endorsed chairs



It takes a very special design to win the approval of one of the UK's top specialist chiropractors.

Leading healthcare professional Robert Bateman has tested and endorsed our posture chairs. As a chiropractor, he can only practice in primary health when fully qualified and his profession is continually regulated by law.

Dr Bateman comments:

"Back pain is currently the largest reported reason for sickness absence. The staff

that use a chair promoting good posture with the correct support will be more productive and efficient with a noticeable increase in customer satisfaction and decreased absence levels. The correct chair is not an expense; it is an investment in your bottom line profitability."

Robert Bateman
Chiropractor specialist



POSTURE SEATING

Chiro Plus

Equipped with a sophisticated anti-shock synchronised reclining mechanism the Chiro Plus can be perfectly adjusted to suit your personal requirements.

Each chair features backrest height and seat slider depth adjustment. They also have 3D arms that adjust by height, width and lateral planes.

Sculpted seat and back cushions create an unrivalled comfort zone.

The fully adjustable twist grip lumbar support on the upgraded Chiro Plus Ultimate options provide supreme lower back support.

If posture and health are important to be assured - you are in good hands with the Chiro Plus range.




Chiro Plus Ultimate Leather

- Equipped with dual adjustment lumbar support for ultimate comfort
- Synchronised tilting mechanism is lockable in any reclined position
- Multi-position arm pads help prevent RSI



PO000013
Chiro Plus Ultimate Black Leather



Twist grip double-sided lumbar adjustment



Deep recline tilt back function with height adjustment and 2D headrest adjustment

Chiro Plus Ultimate Fabric

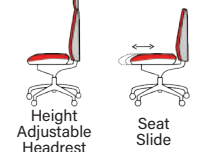
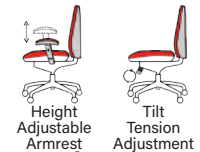
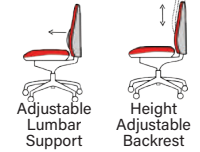


PO000012
Chiro Plus Ultimate Blue Fabric

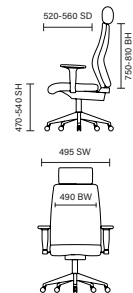


PO000011
Chiro Plus Ultimate Black Fabric

Adjustments



Dimensions



Stock Option RRP £920



Stock Option RRP £848



Upholstery:

| | |
|--------|-------|
| Band 1 | £1052 |
| Band 2 | £1063 |
| Band 3 | £1081 |

| | |
|--------|-------|
| Band 4 | £1103 |
| Band 5 | £1117 |
| Band 6 | £1135 |

Chiro Plus

- Contoured seat and backrest cushions provide optimal comfort
- Synchronised tilting mech is lockable in any reclined position
- Fully adjustable, height & lateral armrest movement

Chiro Plus Bespoke

150kg WEIGHT RATING

GUARANTEE 5 YEARS

CHIROPRACTOR APPROVED

24 Hour Usage



PO000002
Chiro Plus Black Fabric with Optional Headrest



PO000018
Chiro Plus Wine Fabric



PO000003
Chiro Plus Blue Fabric

| Options | RRP |
|----------|------|
| Headrest | +£78 |



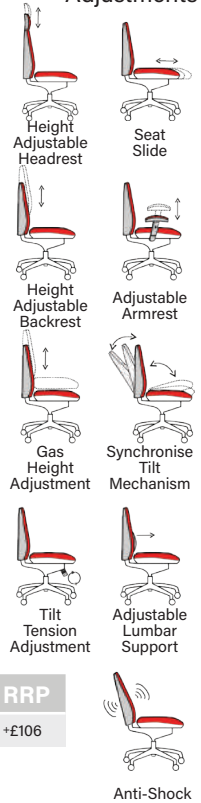
KCUP0152
Chiro Plus Bespoke Maringa Teal with Optional Headrest



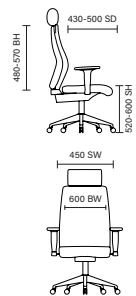
KCUP0152
Chiro Plus Bespoke Tansy Purple

| Options | RRP |
|------------------|-------|
| Bespoke Headrest | +£106 |

Adjustments



Dimensions



Stock Option RRP £697

p62



Upholstery:

| | | | |
|--------|------|--------|------|
| Band 1 | £872 | Band 4 | £924 |
| Band 2 | £884 | Band 5 | £938 |
| Band 3 | £902 | Band 6 | £956 |

Chiro High Back

- Independent seat and back tilt adjustment
- Seat slide depth adjustment
- Air pump lumbar support

110kg WEIGHT RATING

GUARANTEE 2 YEARS

CHIROPRACTOR APPROVED DYNAMIC SEATING TECHNOLOGY

24 Hour Usage

Chiro Medium Back

110kg WEIGHT RATING

GUARANTEE 2 YEARS

CHIROPRACTOR APPROVED DYNAMIC SEATING TECHNOLOGY

24 Hour Usage



KCUP0097
Chiro High Back Bespoke Bergamot Cherry



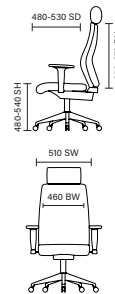
OP000011
Chiro Medium Back Bespoke Senna Yellow Back



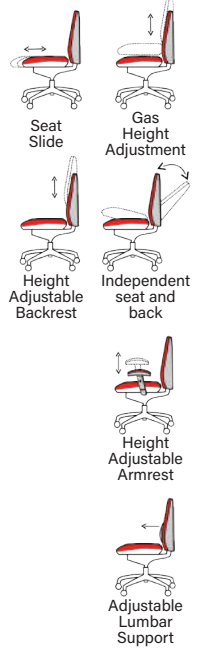
OP000007
Chiro High Back Blue Fabric

| Options | RRP |
|------------------|------|
| Flip Back Height | +£54 |
| Adjustable Arms | +£54 |
| Set of Glides | +£16 |

Dimensions

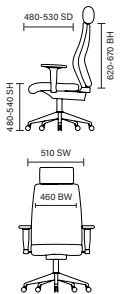


Adjustments



| Options | RRP |
|------------------|------|
| Flip Back Height | +£54 |
| Adjustable Arms | +£54 |
| Set of Glides | +£16 |

Dimensions



OP000010
Chiro Medium Back Black Fabric

Stock Option RRP £395



Upholstery:

| | | | |
|--------|------|--------|------|
| Band 1 | £445 | Band 4 | £499 |
| Band 2 | £469 | Band 5 | £509 |
| Band 3 | £482 | Band 6 | £522 |

Stock Option RRP £352



Upholstery:

| | | | |
|--------|------|--------|------|
| Band 1 | £396 | Band 4 | £444 |
| Band 2 | £417 | Band 5 | £453 |
| Band 3 | £429 | Band 6 | £465 |

Stealth

The Stealth is a generously proportioned chair capable of delivering outstanding comfort and reliability to any user.

The superbly refined 24-hour chair is designed and engineered to cope in the most demanding of environments.

Stealth is available in an all-mesh version or a deeply cushioned airmesh fabric with a mesh back configuration.

It has optional height adjusting headrests.



Stealth II Full Mesh

135kg WEIGHT RATING

GUARANTEE 5 YEARS

CHROMACORP DYNAMIC SEATING TECHNOLOGY

24 Hour Usage

- Suitable for heavy duty contract use
- Synchro-tilt multi-lock mechanism with weight tensioner
- BIFMA/ANSI tested
- Extra large dimensions
- Ergo seat slide and optional headrest

Stealth II Airmesh Seat

135kg WEIGHT RATING

GUARANTEE 5 YEARS

CHROMACORP DYNAMIC SEATING TECHNOLOGY

24 Hour Usage



PO000021
Stealth II Mesh Seat & Mesh Back



PO000019
Stealth II Airmesh Seat & Mesh Back



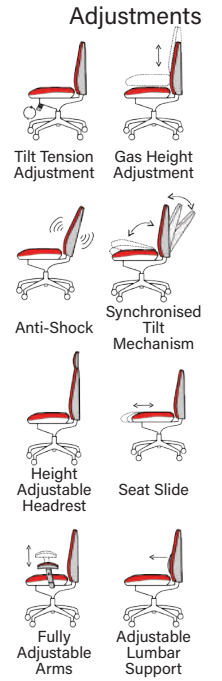
KC0159
Stealth II Mesh Seat & Mesh Back with Optional Headrest

| Options | RRP |
|----------|------|
| Headrest | +£71 |

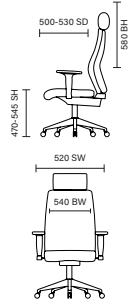


KC0158
Stealth II Airmesh Seat & Mesh Back with Optional Headrest

| Options | RRP |
|----------|------|
| Headrest | +£71 |



Dimensions



Stock Option RRP £814



Black Mesh

Stock Option RRP £777



Black Airmesh

Ergo-Dynamic

A new wave of exciting ergonomic posture seating.

The vast range includes a wealth of options; from breathable mesh or luxurious bonded leather upholstery, through to the stowaway foot-stool, there is no compromise on your comfort.

Ergonomically designed controls allow you to effortlessly adjust the chair's array of features.

The award-winning Ergo-Dynamic sets new standards in posture seating

Make your next seating experience a truly dynamic one.



Ergo-Dynamic Grey Frame Mesh

- Stunning grey frame
- Anti-shock mechanism aids comfortable operation
- Sprung auto-respond lumbar feature
- Polished aluminium subframe elegance
- 3D adjustable arms

150kg
WEIGHT
RATING

GUARANTEE
5
YEARS



24
Hour Usage



KC0051
Ergo-Dynamic Grey Frame Mesh with Optional Headrest
& PO000024 Grey Frame Mesh Foot Stool



PO00052
Ergo-Dynamic Grey Frame Mesh



Optional stowaway footrest



Ergonomic wired mechanism

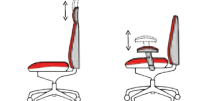
Adjustments



Anti-Shock Gas Height Adjustment



Tilt Tension Adjustment Synchronised Tilt Mechanism



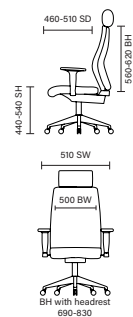
Height Adjustable Headrest Fully Adjustable Armrest



Height Adjustable Backrest Seat Slide

| Options | RRP |
|----------|------|
| Headrest | +£74 |

Dimensions



Stock Option RRP £711



Black
Mesh

Ergo-Dynamic Black Frame Leather

- Anti-shock mechanism aids comfortable operation
- Sprung auto-respond lumbar feature
- Polished aluminium subframe elegance

150kg WEIGHT RATING

5 YEARS GUARANTEE

CHIROPRACTOR APPROVED

24 Hour Usage



KC0049
Ergo-Dynamic Black Frame Leather with
Optional Headrest



3D arms adjust for height, depth and lateral forearm support



Fly-by-wire flip switches engage adjustments

Adjustments



Anti-Shock Gas Height Adjustment



Tilt Tension Adjustment Synchronised Tilt Mechanism



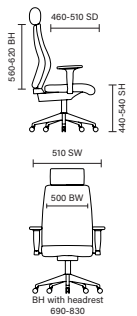
Height Adjustable Headrest Fully Adjustable Armrest



Height Adjustable Backrest Seat Slide

| Options | RRP |
|----------|------|
| Headrest | +£63 |

Dimensions



Stock Option RRP £695



Ergo-Dynamic Black Frame Mesh

- Anti-shock mechanism aids comfortable operation
- Sprung auto-respond lumbar feature
- Polished aluminium subframe elegance
- 3D adjustable arms



KC0048
Ergo-Dynamic Black Frame Mesh with
Optional Headrest

150kg
WEIGHT
RATING

Ergo-Dynamic Mesh Stool

GUARANTEE
5
YEARS

CHROMOPROCTOR
ERGONOMIC
SEATING
DESIGN

24
Hour Usage

Adjustments



Anti-Shock

Gas Height
Adjustment



Tilt Tension
Adjustment

Synchronised
Tilt
Mechanism



Height
Adjustable
Headrest

Fully
Adjustable
Armrest

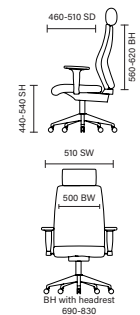


Height
Adjustable
Backrest

Seat Slide

| Options | RRP |
|----------|------|
| Headrest | +£63 |

Dimensions



Footstool stows easily for no fuss storage



PO000023
Ergo-Dynamic Footstool Black Frame Black Mesh



PO000024
Ergo-Dynamic Footstool Grey Frame Black Mesh

Stock Option RRP £668



Black
Mesh

Stock Option RRP £80



Black
Mesh

Onyx Leather with Headrest

- Pocket sprung Seat
- Asynchronous seat and back adjustments, lockable in any position
- Tall backrest with optional adjustable headrest
- Inflatable air-bag lumbar support
- A huge array of functions allow the Onyx to be adjusted for multiple users



OP000098
Onyx Black Bonded Leather With Headrest



OP000222
Onyx Grey Bonded Leather With Headrest

| Options | RRP |
|---------------|------|
| Set of Glides | +£16 |

Onyx Fabric with Headrest

135kg
WEIGHT
RATING

5
GUARANTEE
YEARS

CHIROPRACTOR APPROVED
ADJUSTABLE ONYX SEAT

24
Hour Usage



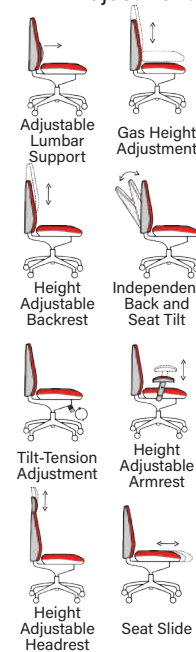
OP000096
Onyx Blue Fabric With Headrest



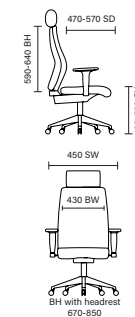
KCUP0433
Onyx Bespoke Bergamot Cherry With Headrest

| Options | RRP |
|---------------|------|
| Set of Glides | +£16 |

Adjustments



Dimensions



Stock Option RRP £742



p70

Stock Option RRP £706



Upholstery:

Band 1 £886
Band 2 £902
Band 3 £923

Band 4 £949
Band 5 £965
Band 6 £985

Onyx Leather

- Pocket sprung Seat
- Asynchronous seat and back adjustments, lockable in any position
- Tall backrest with optional adjustable headrest
- Inflatable air-bag lumbar support
- A huge array of functions allow the Onyx to be adjusted for multiple users



OP000223
Onyx Grey Bonded Leather



OP000099
Onyx Black Bonded Leather



OP000097
Onyx Blue Fabric



KCUP0447
Onyx Bespoke Maringa Teal

| Options | RRP |
|---------------|------|
| Set of Glides | +£16 |

| Options | RRP |
|---------------|------|
| Set of Glides | +£16 |

Onyx Fabric

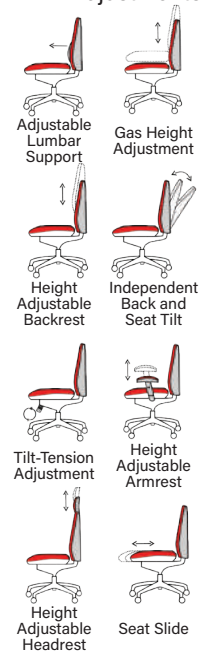
135kg
WEIGHT RATING

5
YEARS
GUARANTEE

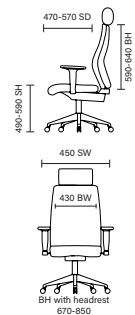
CHIROPRACTOR APPROVED
SEATING DESIGN

24
Hour Usage

Adjustments



Dimensions



Stock Option RRP £707



Stock Option RRP £670



Upholstery:
Band 1 £848
Band 2 £866
Band 3 £887

Band 4 £913
Band 5 £929
Band 6 £949

Exo

The Exo features unique vertebrae inspired multi-flex back design for total user support.

Fully loaded with advanced features this hybrid task executive chair provides outstanding comfort.

The stunning design of the Exo is deliberately intended to mirror the strength and flexibility of the natural human vertebrae.

It has a unique multi-flex ribbed support action and weight sensing auto recline mechanism.

Soft-touch adjustable arm pads, an adjustable depth seat and large mesh headrest complete the package.

The Exo conforms to the tough BIFMA testing for durability, comfort and safety.



Exo

- Designed to mirror natural vertebrae support
- Unique multi-flex ribbed support action
- Weight sensing auto recline mechanism
- Soft-touch adjustable arm pads

Exo Bespoke


135kg
WEIGHT RATING

3
YEARS
GUARANTEE

8
Hour Usage



EX000194
Exo Charcoal Grey Mesh & Light Grey Fabric Seat



Unique spinal back design allows for ultimate flexible movement

| Options | RRP |
|---------------|------|
| Set of Glides | +£16 |



KCUP1274
Exo Charcoal Grey Mesh & Bespoke Tansy Purple Seat

| Options | RRP |
|---------------|------|
| Set of Glides | +£16 |

Adjustments

Adjustable Lumbar Support

Gas Height Adjustment

Height Adjustable Armrest

Seat Slide

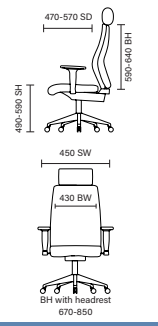
Anti-Shock

Synchronised Tilt Mechanism

Fixed Headrest

Auto Tilt Tensioner

Dimensions



Stock Option RRP £649



Upholstery:

| | |
|--------|------|
| Band 1 | £690 |
| Band 2 | £723 |
| Band 3 | £736 |

| | |
|--------|------|
| Band 4 | £753 |
| Band 5 | £763 |
| Band 6 | £776 |

Spry

The Sit-Stand desking experience is the new, healthy way to work.

The Spry “active seating” experience is a unique new seating concept to also provide better health within the workplace.

Large central column pivots in every direction creating a living movement action. The self-centred hub joint delivers the unique rock and roll movement that encourages subtle muscle movement and increased blood circulation for the user.

Spry features discreet auto height adjusting buttons under the seat which incorporates an ergonomic kick-back plate for extra comfort.

Distinctive upholstery options make this seating development the ideal option for better health and comfort at work.



Spry

- Distinctive positive angled design
- Grab handle & kicker back support
- Dual foot stability
- Partners perfectly with Air Sit/Stand - See page 33

125kg
WEIGHT
RATING

GUARANTEE
2
YEARS

8
Hour Usage

Adjustments



Gas Height
Adjustment



KCUP1214
Spry Stool Grey Frame Bespoke
Fabric Tansy Purple

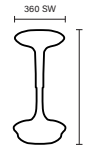


OP000221
Spry Stool Grey Frame Black Fabric



OP000220
Spry Stool Black Frame Black Fabric

Dimensions



Sitall

- Ergonomic gas height adjustment
- Unique saddle seat design
- High density seat cushion
- Self-balancing weighted base provides stability

135kg
WEIGHT
RATING

GUARANTEE
2
YEARS

6
Hour Usage

Adjustments



Gas Height
Adjustment



KCUP0555
Sitall Stool Bespoke
Fabric Stevia Blue

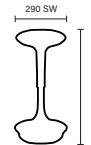


BR000129
Sitall Stool Mustard Fabric

BR000130
Sitall Stool Red Fabric

BR000128
Sitall Stool Mandarin Fabric

Dimensions



Stock Option RRP £255



Black
Fabric



Upholstery:

| | | | |
|---------------|------|---------------|------|
| Band 1 | £278 | Band 4 | £293 |
| Band 2 | £286 | Band 5 | £295 |
| Band 3 | £289 | Band 6 | £298 |

Stock Option RRP £182



Mustard
Fabric

Red
Fabric

Mandarin
Fabric



Upholstery:

| | | | |
|---------------|------|---------------|------|
| Band 1 | £205 | Band 4 | £220 |
| Band 2 | £213 | Band 5 | £222 |
| Band 3 | £216 | Band 6 | £225 |

TASK & OPERATOR

Modern offices have never had so much expected of them. They are vibrant, bustling spaces where efficiency can be the difference between success and failure.

Quality seating solutions are unique in the workplace. They are one of the very few items that not only positively reinforce efficiency, they can provide users with health benefits as well.

Our task and operator chairs fulfil a variety of functions, styles and price points within the hectic workplace.

Crucially they ensure office users have comfort and the right performance to help them achieve what they need to.





Regent
Page 78



Norton
Page 78



Barcelona
Page 79



Flex
Page 80



Chiro
Page 82



Portland III
Page 84



Portland II
Page 84



Portland I
Page 83



Galaxy
Page 86



Sierra
Page 88



Fuller
Page 88



Lisbon
Page 89



Victor II
Page 89



Storm
Page 90



Sprint
Page 91



Relay
Page 92



Palma
Page 94



Malaga
Page 95



Iris
Page 95



Toledo
Page 96



Vortex
Page 97



Zeus
Page 97



Dura
Page 98



Mave
Page 99



Eclipse XL
Page 100



Eclipse 3
Page 100



Eclipse 2
Page 101



Eclipse
Page 101



Luna 3
Page 102



Luna 2
Page 102



Kneeling Stool
Page 103

TASK & OPERATOR

Regent

- Height adjustable lumbar support
- Independent back and seat angle adjustment
- Cold cure high density moulded foam
- Anti shock, synchronised recliner mechanism

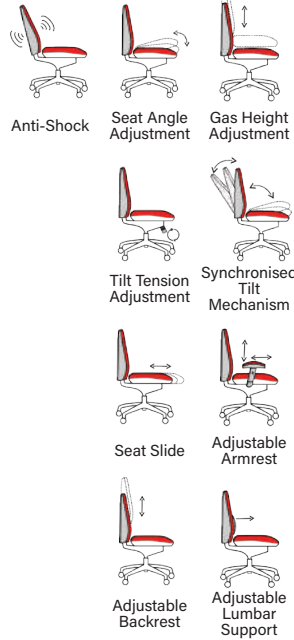
125kg
WEIGHT
RATING

GUARANTEE
5
YEARS

8
Hour Usage

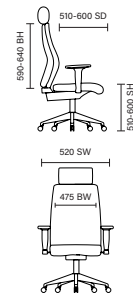


Adjustments



| Options | RRP |
|---------------|------|
| Set of Glides | +£16 |

Dimensions



Norton

- Synchronised reclining mechanism
- Padded lumbar support
- Height adjustable armrests

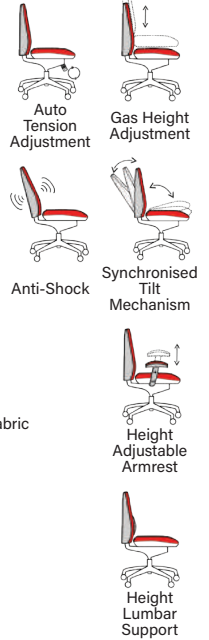
125kg
WEIGHT
RATING

GUARANTEE
2
YEARS

8
Hour Usage

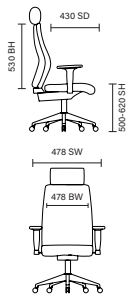


Adjustments



| Options | RRP |
|---------------|------|
| Set of Glides | +£16 |

Dimensions



Stock Option RRP £528



Upholstery:

| | | | |
|--------|------|--------|------|
| Band 1 | £562 | Band 4 | £585 |
| Band 2 | £572 | Band 5 | £590 |
| Band 3 | £578 | Band 6 | £596 |

Stock Option RRP £437



Upholstery:

| | | | |
|--------|------|--------|------|
| Band 1 | £494 | Band 4 | £540 |
| Band 2 | £516 | Band 5 | £548 |
| Band 3 | £527 | Band 6 | £558 |

Barcelona Plus Fabric

Barcelona Plus Leather

110kg
WEIGHT
RATING

GUARANTEE
2
YEARS

8
Hour Usage

- Independent seat and backrest angle adjustments
- Ratchet backrest height adjustment
- Seat slide depth adjustment
- Soft touch bonded leather



OP000183
Barcelona Blue Fabric



OP000184
Barcelona Black Fabric

| Options | RRP |
|---------------|------|
| Set of Glides | +£16 |



OP000182
Barcelona Black Leather

| Options | RRP |
|---------------|------|
| Set of Glides | +£16 |

Adjustments



Seat Slide Gas Height Adjustment



Height Adjustable Backrest Independent Back and Seat Tilt

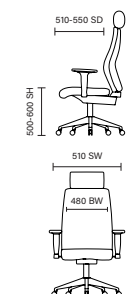


Seat Angle Adjustment Adjustable Armrest



Tilt Tension Adjustment


Dimensions



Stock Option RRP £416



Stock Option RRP £416



Flex Black Frame

- Stylish elastomeric mesh provides ventilation
- A sophisticated contemporary designer chair
- Anti-shock synchronised mechanism with multi-lock



KC0108
Flex Black Frame & Blue Back with Optional Headrest



Choice of seven back options

| Options | RRP |
|---------------|------|
| Headrest | +£36 |
| Set of Glides | +£16 |

Flex White Frame

110kg
WEIGHT
RATING

5
GUARANTEE
YEARS

8
Hour Usage

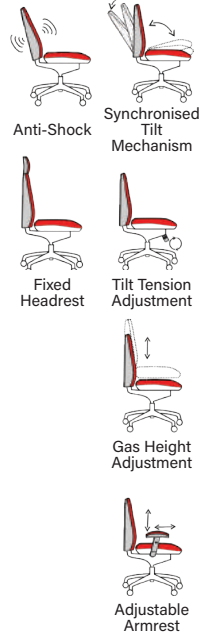
142
MATCHING
VISITOR



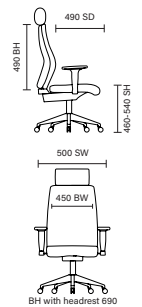
Choice of seven back options

| Options | RRP |
|---------------|------|
| Headrest | +£36 |
| Set of Glides | +£16 |

Adjustments



Dimensions



Stock Option RRP £396

Flex Bespoke

110kg
WEIGHT
RATING

GUARANTEE
5
YEARS

8
Hour Usage

WATCHING
Page
142
VISITOR

- Stylish elastomer provides ventilation
- A sophisticated contemporary designer chair
- Anti-shock synchronised mechanism with multi lock

Flex Backrest options

The Flex comes with a choice of seven gel back shades. Once you have selected your white or black frame preference, choose a back option for your finished chair. The seat fabric is black as standard – You can of course, go for a bespoke fabric (left). As a final check, don't forget to consider the accessory alternatives in our accessory grids.



KCUP0288
Flex Black Frame Black Back
Bespoke Tansy Purple



KCUP0730
Flex White Frame White Back Bespoke Myrrh Green

| Options | RRP |
|---------------|------|
| Headrest | +£36 |
| Set of Glides | +£16 |



Grey



Black



Blue



Green



Red



Moonstone



Orange

Upholstery:

| | | | |
|--------|------|--------|------|
| Band 1 | £428 | Band 4 | £457 |
| Band 2 | £444 | Band 5 | £461 |
| Band 3 | £449 | Band 6 | £467 |

Chiro High Back

- Ratchet backrest height adjustment
- Deeply cushioned seat pan
- Soft pad height adjustable arms included



OP000007
Chiro High Back Blue Fabric



OP000006
Chiro High Back Black Fabric

| Options | RRP |
|----------------------------------|------|
| Flip Back Height Adjustable Arms | +£54 |
| Set of Glides | +£16 |

Chiro High Back Bespoke

110kg
WEIGHT
RATING

GUARANTEE
2
YEARS

CHIROPRACTOR
APPROVED

24
Hour Usage



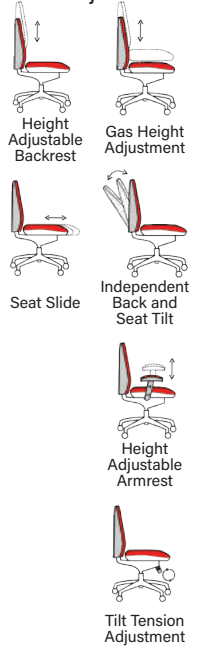
KCUP0104
Chiro High Back Bespoke Tansy Purple



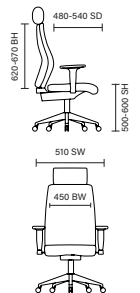
KCUP0103
Chiro High Back Bespoke Maringa Teal

| Options | RRP |
|----------------------------------|------|
| Flip Back Height Adjustable Arms | +£54 |
| Set of Glides | +£16 |

Adjustments



Dimensions



Stock Option RRP £395



Upholstery:

| | | | |
|--------|------|--------|------|
| Band 1 | £445 | Band 4 | £499 |
| Band 2 | £469 | Band 5 | £509 |
| Band 3 | £482 | Band 6 | £522 |

Chiro Medium Back

- Soft pad height adjusting arms included
- Deeply cushioned seat pan
- Air pump lumbar control
- Fully loaded adjustment package

Chiro Medium Back Bespoke



OP000011
Chiro Medium Back Blue Fabric



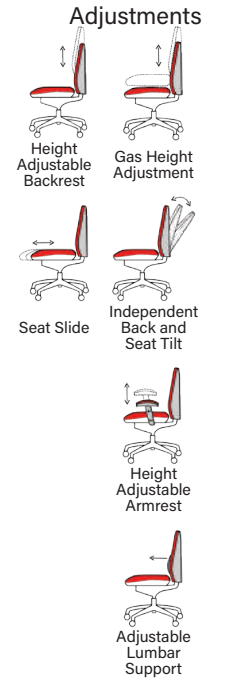
KCUP0113
Chiro Medium Back Bespoke Bergamot Cherry



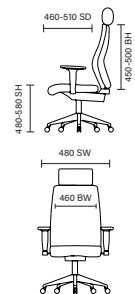
KCUP0117
Chiro Medium Back Bespoke Senna Yellow

| Options | RRP |
|----------------------------------|------|
| Flip Back Height Adjustable Arms | +£54 |
| Set of Glides | +£16 |

| Options | RRP |
|----------------------------------|------|
| Flip Back Height Adjustable Arms | +£54 |
| Set of Glides | +£16 |



Dimensions



Stock Option RRP £352



Upholstery:

| | | | |
|--------|------|--------|------|
| Band 1 | £396 | Band 4 | £444 |
| Band 2 | £417 | Band 5 | £453 |
| Band 3 | £429 | Band 6 | £465 |

Portland III

125kg WEIGHT RATING

GUARANTEE 2 YEARS

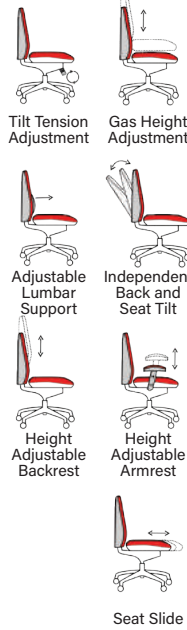
8 Hour Usage

MATCHING Page 142 VISITOR

- Independent back and seat angle adjustments
- Height adjustable mesh backrest
- Sliding seat depth adjustment

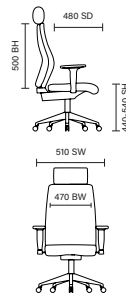


Adjustments



| Options | RRP |
|----------------------------------|------|
| Flip Back Height Adjustable Arms | +£54 |
| 5 Star Chrome Base | +£45 |
| Set of Glides | +£16 |

Dimensions



Portland II

125kg WEIGHT RATING

GUARANTEE 2 YEARS

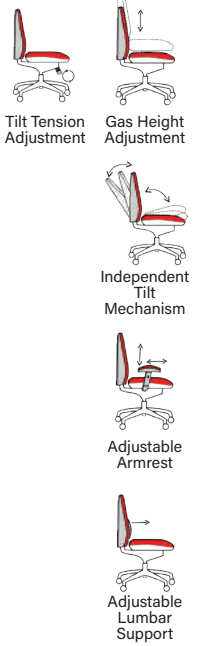
8 Hour Usage

MATCHING Page 142 VISITOR

- Soft airmesh fabric upholstery
- Height adjustable lumbar support
- Reclining mechanism - lockable in any position

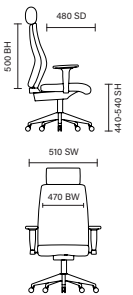


Adjustments



| Options | RRP |
|----------------------------------|------|
| Flip Back Height Adjustable Arms | +£54 |
| 5 Star Chrome Base | +£45 |
| Set of Glides | +£16 |

Dimensions



Stock Option RRP £369



Upholstery:

| | | | |
|--------|------|--------|------|
| Band 1 | £396 | Band 4 | £430 |
| Band 2 | £415 | Band 5 | £435 |
| Band 3 | £422 | Band 6 | £442 |

Stock Option RRP £288



Upholstery:

| | | | |
|--------|------|--------|------|
| Band 1 | £314 | Band 4 | £349 |
| Band 2 | £334 | Band 5 | £354 |
| Band 3 | £341 | Band 6 | £361 |

Portland

- Adjustable lumbar support cushion
- Reclining adjustment with tension control
- Soft airmesh fabric upholstery

125kg
WEIGHT
RATING

GUARANTEE
2
YEARS

8
Hour Usage

WATCHING
Page
142
VISITOR



KCUP0478
Portland Bespoke
Ginseng Chili



OP000105
Portland Black Mesh Back

| Options | RRP |
|----------------------------------|------|
| Flip Back Height Adjustable Arms | +£54 |
| 5 Star Chrome Base | +£45 |
| Set of Glides | +£16 |

Portland Blue

- Adjustable lumbar support cushion
- Soft airmesh fabric
- Adjustable arms as standard

125kg
WEIGHT
RATING

GUARANTEE
2
YEARS

8
Hour Usage

WATCHING
Page
142
VISITOR



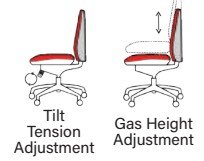
KCUP0476
Portland Bespoke
Tabasco Red



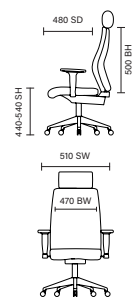
OP000219
Portland Black Mesh Back Blue Fabric

| Options | RRP |
|----------------------------------|------|
| Flip Back Height Adjustable Arms | +£54 |
| 5 Star Chrome Base | +£45 |
| Set of Glides | +£16 |

Adjustments



Dimensions



Stock Option RRP £259



Black
Fabric



Upholstery:

Band 1 £298
Band 2 £305
Band 3 £312

Band 4 £320
Band 5 £325
Band 6 £332

Stock Option RRP £259



Blue
Fabric



Upholstery:
Band 1 £298
Band 2 £305
Band 3 £312

Band 4 £320
Band 5 £325
Band 6 £332

Galaxy

Galaxy has for many years been one of the UK's favourite hybrid task/exec chairs.

For working managers and execs who require a fully functioning task chair, but with the dimensions to suit their requirements it has been a top pick.

Performance, modern styling and multiple functionalities. The Galaxy has it all.

Ergonomically shaped and panelled seat and back support promote excellent posture for all-day comfort. The Galaxy has a design that is innovative and built to last

No wonder it is the choice of thousands who want comfort and efficiency in their hard-working office environment.



Galaxy Leather

- Contoured backrest provides superior comfort and support
- Height adjustable backrest
- Independent seat and back angle adjustments



OP000068
Galaxy Black Leather

| Options | RRP |
|--------------------|------|
| Seat Slide | +£74 |
| 5 Star Chrome Base | +£45 |
| Set of Glides | +£16 |

Galaxy Fabric

125kg
WEIGHT RATING

2
GUARANTEE YEARS

8
Hour Usage



OP000064
Galaxy Black Fabric

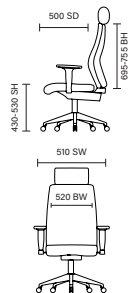


OP000066
Galaxy Blue Fabric

| Options | RRP |
|--------------------|------|
| Seat Slide | +£74 |
| 5 Star Chrome Base | +£45 |
| Set of Glides | +£16 |



Dimensions



Stock Option RRP £352



Black Fabric

Stock Option RRP £352



Black Fabric

Blue Fabric

Sierra

110kg
WEIGHT
RATING

GUARANTEE
2
YEARS

8
Hour Usage

- Contoured seat and back with seat slide
- Ratchet backrest height adjustment
- Height adjustable arms
- Tension adjustable tilt

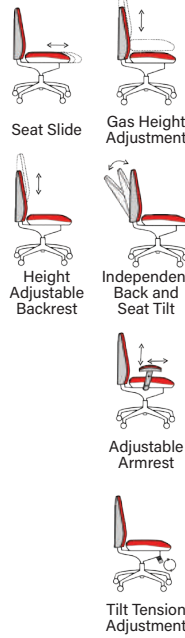


OP000177
Sierra Blue Fabric



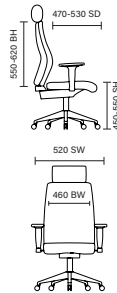
OP000178
Sierra Black Leather

Adjustments



| Options | RRP |
|--------------------|------|
| 5 Star Chrome Base | +£45 |
| Set of Glides | +£16 |

Dimensions



Fuller

125kg
WEIGHT
RATING

GUARANTEE
2
YEARS

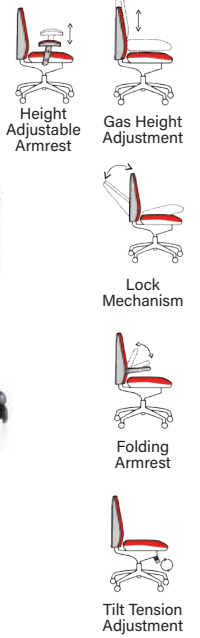
8
Hour Usage

- Breathable full mesh upholstery
- Fold away height adjustable arms
- Reclining function with weight tension adjustment



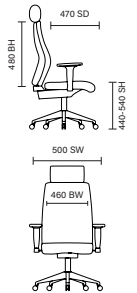
OP000210
Fuller Mesh With Folding Arms

Adjustments



| Options | RRP |
|--------------------|------|
| 5 Star Chrome Base | +£45 |
| Set of Glides | +£16 |

Dimensions



Stock Option RRP £331



Stock Option RRP £311



Lisbon

- Twist grip lumbar adjustment
- Three lever multi position mechanism
- Adjustable arms included
- Tension adjustable tilt



OP000074
Lisbon Blue Fabric



KCUP0333
Lisbon Bespoke Senna Yellow



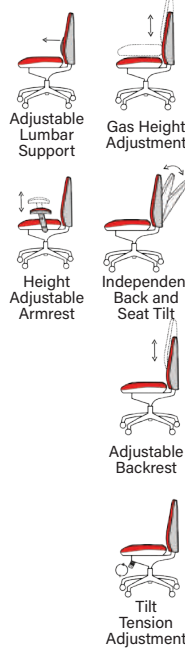
OP000073
Lisbon Black Fabric

125kg
WEIGHT RATING

2
GUARANTEE YEARS

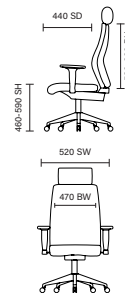
8
Hour Usage

Adjustments



| Options | RRP |
|---------------|------|
| Seat Slide | +£74 |
| Set of Glides | +£16 |

Dimensions



Stock Option RRP £305



Upholstery:
Band 1 £353
Band 2 £374
Band 3 £386

Band 4 £401
Band 5 £410
Band 6 £422

Victor II

- Soft mesh back with leather surround
- Fabric and leather combination seat upholstery
- Lumbar support strap
- Optional adjustable leather headrest
- Tilting action with lock feature



EX000075
Victor II Black Leather Black Mesh



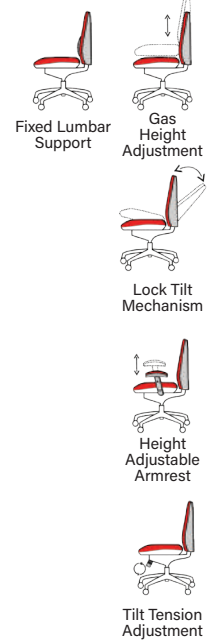
KC0160
Victor II Black Leather Black Mesh with
Optional Headrest

110kg
WEIGHT RATING

2
GUARANTEE YEARS

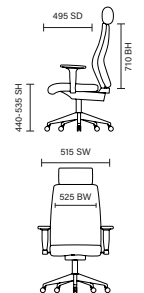
8
Hour Usage

Adjustments



| Options | RRP |
|--------------------|------|
| Headrest | +£35 |
| 5 Star Chrome Base | +£45 |
| Set of Glides | +£16 |

Dimensions



Stock Option RRP £265



Storm Fabric

- Triple lever mechanism with back seat angle adjustment
- Deep cushioned seat and back
- Ratchet backrest height adjustment
- Tension adjustable tilt



OP000127
Storm Black Fabric



OP000128
Storm Blue Fabric

| Options | RRP |
|---------------|------|
| Seat Slide | +£74 |
| Set of Glides | +£16 |

Storm Leather

- Seat and back angle adjustment
- Multi panelled seat and back comfort
- Soft PU pad height adjustable arms included
- Intricate stitch detailing




OP000129
Storm Black Leather

125kg
WEIGHT
RATING

2
GUARANTEE
YEARS

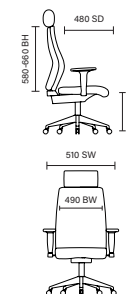
8
Hour Usage

Adjustments



| Options | RRP |
|---------------|------|
| Seat Slide | +£74 |
| Set of Glides | +£16 |

Dimensions




Stock Option RRP £295

p90



Stock Option RRP £295



Sprint Airmesh

- Deep seat pan for extra comfort
- Silver accentuated large loop arms and base
- Tension adjustable recline action
- Black or Silver mesh backrest available



OP000123
Sprint Leather Seat Black Back



OP000122
Sprint Airmesh Seat Silver Back

| Options | RRP |
|--------------------|------|
| 5 Star Chrome Base | +£45 |
| Set of Glides | +£16 |

Sprint Bespoke

110kg
WEIGHT
RATING

2
GUARANTEE
YEARS

8
Hour Usage



KCUP0573
Sprint Bespoke Senna Yellow Silver Back



KCUP0564
Sprint Bespoke Tabasco Red Black Back

| Options | RRP |
|--------------------|------|
| 5 Star Chrome Base | +£45 |
| Set of Glides | +£16 |

Adjustments



Gas Height Adjustment



Infinite Lock Mechanism

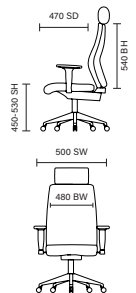


Fixed Armrest



Tilt Tension Adjustment

Dimensions



Stock Option RRP £291



Upholstery:

| | | | |
|--------|------|--------|------|
| Band 1 | £326 | Band 4 | £344 |
| Band 2 | £331 | Band 5 | £349 |
| Band 3 | £337 | Band 6 | £355 |

Relay

The Relay chair range has become one of the most specified task chairs in the UK.

This cost-effective design has been copied but never equalled. This, the original and still best Relay, makes an immediate statement with its accented base and gas lift and silver detailing on the flip back armrests.

A cool vented back is finished in a choice of silver or black breathable mesh.

A tension adjusting recline and tilt lockable action complete the crowd-pleasing package. No wonder it is such a popular choice for all office environments.



Relay Airmesh

- Shaped mesh backrest with durable nylon outer
- Air-mesh, fabric or soft bonded leather seat options
- Silver accent styling
- Flip back boomerang arms



OP000115
Relay Airmesh with Black Back

| Options | RRP |
|--------------------|------|
| 5 Star Chrome Base | +£45 |
| Set of Glides | +£16 |

Relay Leather

110kg
WEIGHT
RATING

2
GUARANTEE
YEARS

8
Hour Usage

143
WATCHING
VISITOR



Instant flip-back arms



OP000118
Relay Leather with Silver Back

| Options | RRP |
|--------------------|------|
| 5 Star Chrome Base | +£45 |
| Set of Glides | +£16 |

Adjustments



Gas Height Adjustment



Infinite Lock Mechanism

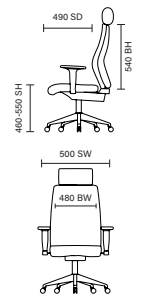


Tilt Tension Adjustment



Folding Armrest

Dimensions



Stock Option RRP £274



Black
Airmesh

Stock Option RRP £274



Black
Leather

Relay Bespoke

110kg WEIGHT RATING

GUARANTEE 2 YEARS

8 Hour Usage

WATCHING Page 143 VISITOR

- Soft mesh backrest with durable nylon outer
- Silver accent styling
- Flip back boomerang arms
- Tension adjustable tilt



KCUP0506
Relay Bespoke Myrrh Green with Black Back



KCUP0516
Relay Bespoke Tabasco Red with Silver Back

Adjustments



Gas Height Adjustment



Infinite Lock Mechanism



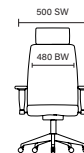
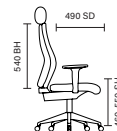
Tilt Tension Adjustment



Folding Armrest

| Options | RRP |
|--------------------|------|
| 5 Star Chrome Base | +£45 |
| Set of Glides | +£16 |

Dimensions



Palma

125kg WEIGHT RATING

GUARANTEE 2 YEARS

8 Hour Usage

- Height adjustable lumbar support
- Adjustable arms as standard
- Soft mesh seat
- Gas lift with single lever tilt and lock mechanism

Adjustments



Tilt Tension Adjustment



Gas Height Adjustment



Height Adjustable Armrest



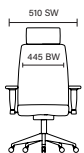
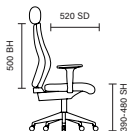
Lock Tilt Mechanism



Adjustable Lumbar Support

| Options | RRP |
|--------------------|------|
| 5 Star Chrome Base | +£45 |
| Set of Glides | +£16 |

Dimensions



OP000104
Palma Black Mesh Back Black

Stock Option RRP £288



Black Mesh



Upholstery:

| | | | |
|--------|------|--------|------|
| Band 1 | £309 | Band 4 | £327 |
| Band 2 | £314 | Band 5 | £332 |
| Band 3 | £320 | Band 6 | £338 |

Malaga

- Cushioned polyurethane seat and back
- Fully ergonomic with a tilting back mechanism
- Extra tall high rise version with foot ring included
- Wipe clean surfaces throughout

110kg
WEIGHT
RATING

GUARANTEE
2
YEARS

8
Hour Usage



OP000089
Malaga Black Polyurethane with Draughtsman Kit



OP000088
Malaga Black Polyurethane

Adjustments



Gas Height Adjustment



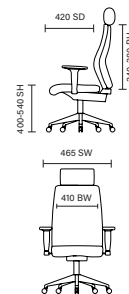
Height Adjustable Backrest




Back Angle Adjustment

| Options | RRP |
|--------------------|------|
| 5 Star Chrome Base | +£45 |
| Set of Glides | +£16 |

Dimensions



Stock Option RRP £235 Draughtsman Version RRP £268



Iris

- Auto tensioned reclining deeply cushioned seat
- Elegantly designed mesh backrest
- Fold away flip back arms included

125kg
WEIGHT
RATING

GUARANTEE
2
YEARS

8
Hour Usage



KCUP0297
Iris Bespoke Bergamot Cherry



EX000135
Iris Black Fabric

Adjustments



Gas Height Adjustment



Auto Tilt Tensioner



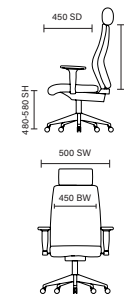
Lock Tilt Mechanism



Folding Arms

| Options | RRP |
|---------------|------|
| Set of Glides | +£16 |

Dimensions



Stock Option RRP £243



Upholstery:

Band 1 £272
Band 2 £283
Band 3 £289

Band 4 £296
Band 5 £301
Band 6 £307

Toledo Fabric

- Contoured foam seat and back for extra comfort
- 3 lever mechanism with independent seat and back adjustment
- Height Adjustable arms with soft yet durable pad



OP000134
Toledo Blue Fabric



KCUP0588
Toledo black with bespoke Tabasco Red Seat

| Options | RRP |
|--------------------|------|
| 5 Star Chrome Base | +£45 |
| Set of Glides | +£16 |

Toledo Leather

125kg
WEIGHT
RATING

GUARANTEE
2
YEARS

8
Hour Usage



OP000133
Toledo Leather

| Options | RRP |
|--------------------|------|
| 5 Star Chrome Base | +£45 |
| Set of Glides | +£16 |

Adjustments



Gas
Height
Adjustment



Independent
Back and
Seat Tilt

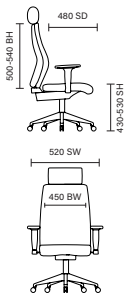


Height
Adjustable
Backrest



Height
Adjustable
Armrest

Dimensions



Stock Option RRP £239



p96



Upholstery:

| | | | |
|--------|------|--------|------|
| Band 1 | £283 | Band 4 | £331 |
| Band 2 | £307 | Band 5 | £339 |
| Band 3 | £318 | Band 6 | £349 |

Stock Option RRP £239



Vortex

- Vibrant designer backrest
- Soft padded seat with stitch detail
- Designer nylon arms built into the frame
- Tilting movement with tension control



KCUP0608
Vortex Bespoke Tansy Purple



KCUP0605
Vortex Bespoke Senna Yellow



OP000180
Vortex Black Fabric

125kg
WEIGHT RATING

2
GUARANTEE YEARS

8
Hour Usage

Adjustments



Gas Height Adjustment



Tilt Tension Adjustment



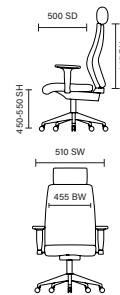
Lock Tilt Mechanism



Fixed Arms

| Options | RRP |
|--------------------|------|
| 5 Star Chrome Base | +£45 |
| Set of Glides | +£16 |

Dimensions



Stock Option RRP £220



Black Fabric



Upholstery:

| | | | |
|--------|------|--------|------|
| Band 1 | £245 | Band 4 | £270 |
| Band 2 | £256 | Band 5 | £274 |
| Band 3 | £262 | Band 6 | £280 |

Zeus

- Breathable black airmesh seat with stitch detail as standard
- Easy foldaway armrests included
- Tension adjustable tilt



KCUP0709
Zeus Bespoke Senna Yellow



OP000140
Zeus Black Fabric Black Mesh Back

125kg
WEIGHT RATING

2
GUARANTEE YEARS

8
Hour Usage

Adjustments



Integral Lumbar Support



Gas Height Adjustment



Lock Tilt Mechanism



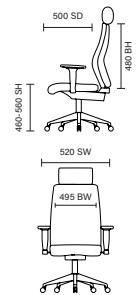
Tilt Tension Control



Folding Armrest

| Options | RRP |
|--------------------|------|
| 5 Star Chrome Base | +£45 |
| Set of Glides | +£16 |

Dimensions



Stock Option RRP £215



Black Fabric



Upholstery:

| | | | |
|--------|------|--------|------|
| Band 1 | £252 | Band 4 | £284 |
| Band 2 | £268 | Band 5 | £289 |
| Band 3 | £275 | Band 6 | £295 |

Dura

- Durable, stylish and nylon backrest
- Breathable Airmesh upholstered seat
- Hard wearing fixed armrests included
- Seven backrest colours available

110kg
WEIGHT
RATING

2
GUARANTEE
YEARS

8
Hour Usage

Dura Backrests

The Dura comes with a choice of seven elastomer back shades. The seat fabric is black as standard – but you can of course go for a bespoke fabric (left). As a final check don't forget to consider the accessory alternatives in our accessory grids.

Adjustments



Gas Height Adjustment



Tilt Tension Adjustment



Lock Tilt Mechanism




Fixed Arms




Black




Orange



Red



Blue



Green



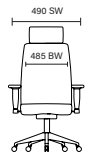
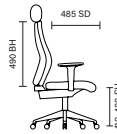
Dark Grey



Moonstone

| Options | RRP |
|------------------------|------|
| Height Adjustable Arms | +£40 |
| Set of Glides | +£16 |

Dimensions



OP000015
Dura Black Fabric with Blue Back

KCUP0204
Dura Bespoke Seat Tabasco Red with Black Back

| | | | | | | | |
|--|--|--|--|---|---|---|---|
| <p>KCUP0204</p> <p>Dura Bespoke Tabasco Red Fabric with Black Back</p> | <p>KCUP0202</p> <p>Dura Bespoke Myrrh Green Fabric with Black Back</p> | <p>KCUP0203</p> <p>Dura Bespoke Stevia Blue Fabric with Black Back</p> | <p>KCUP0201</p> <p>Dura Bespoke Bergamot Cherry Fabric with Black Back</p> | <p>KCUP0205</p> <p>Dura Bespoke Senna Yellow Fabric with Black Back</p> | <p>KCUP0206</p> <p>Dura Bespoke Ginseng Chilli Fabric with Black Back</p> | <p>KCUP0207</p> <p>Dura Bespoke Maringa Teal Fabric with Black Back</p> | <p>KCUP0208</p> <p>Dura Bespoke Tansy Purple Fabric with Black Back</p> |
|--|--|--|--|---|---|---|---|

Stock Option RRP £187



Upholstery:

| | | | |
|---------------|------|---------------|------|
| Band 1 | £220 | Band 4 | £244 |
| Band 2 | £231 | Band 5 | £249 |
| Band 3 | £237 | Band 6 | £255 |

Mave Black Mesh

- Stylish & comfortable budget operator chair
- Stay-cool airmesh seat fabric
- Large, contoured fine mesh backrest
- Tension sensitive tilt control



EX000193
Mave Black Mesh

| Options | RRP |
|--------------------|------|
| 5 Star Chrome Base | +£45 |
| Set of Glides | +£16 |

Mave Bespoke Mesh

125kg
WEIGHT
RATING

GUARANTEE
2
YEARS

8
Hour Usage



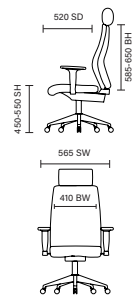
KCUP1267
Mave Bespoke Stevia Blue

| Options | RRP |
|--------------------|------|
| 5 Star Chrome Base | +£45 |
| Set of Glides | +£16 |

Adjustments



Dimensions



Stock Option RRP £171



Upholstery:

| | | | |
|--------|------|--------|------|
| Band 1 | £216 | Band 4 | £239 |
| Band 2 | £226 | Band 5 | £244 |
| Band 3 | £232 | Band 6 | £250 |

Eclipse XL

120kg
WEIGHT RATING

GUARANTEE
2 YEARS

8
Hour Usage

- Generously dimensioned seat and back
- Multifunctional mechanism
- Tilt tension adjustment
- Ratchet backrest height adjustment
- Optional armrests available

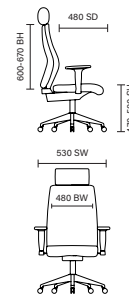


KC0035
Eclipse XL Black Fabric with Optional Height Adjustable Arms & Chrome Base



| Options | RRP |
|------------------------|------|
| Height Adjustable Arms | +£40 |
| Loop Arms | +£24 |
| Pump Lumbar Support | +£41 |
| Set of Glides | +£16 |

Dimensions



Eclipse 3

120kg
WEIGHT RATING

GUARANTEE
2 YEARS

8
Hour Usage

- Dished comfort seat
- Independent seat and back angle adjustments
- Contoured backrest
- Optional armrests available

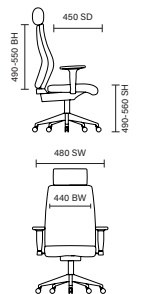


KC0043
Eclipse 3 Black Fabric with Optional Height Adjustment Arms



| Options | RRP |
|------------------------|------|
| 5 Star Chrome Base | +£45 |
| Height Adjustable Arms | +£40 |
| Loop Arms | +£24 |
| Draughtsman Kit | +£78 |
| Pump Lumbar Support | +£41 |
| Set of Glides | +£16 |

Dimensions



Stock Option RRP £132



Vinyl RRP £176



Upholstery:
Band 1 £179
Band 2 £189
Band 3 £200

Band 4 £213
Band 5 £220
Band 6 £231

Stock Option RRP £214



Upholstery:
Band 1 £259
Band 2 £283
Band 3 £295

Band 4 £310
Band 5 £319
Band 6 £331

Eclipse 2

- Two levers for height and backrest release
- Back height adjustable
- Dished seat design
- Optional armrests available

120kg
WEIGHT
RATING

GUARANTEE
2
YEARS

8
Hour Usage



KC0170
Eclipse 2 Charcoal Fabric Mesh Back



KC0028
Eclipse 2 Blue Fabric with
Optional Height Adjustable Arms

Adjustments



Gas Height
Adjustment



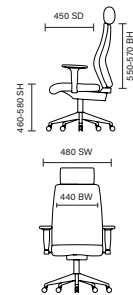
Height
Adjustable
Backrest



Free Float
Backrest

| Options | RRP |
|------------------------|------|
| 5 Star Chrome Base | +£45 |
| Height Adjustable Arms | +£40 |
| Loop Arms | +£24 |
| Draughtsman Kit | +£78 |
| Pump Lumbar Support | +£41 |
| Seat Slide | +£74 |
| Set of Glides | +£16 |

Dimensions



Eclipse 1

- Contoured backrest and seat
- Backrest height and angle adjustment
- Dished seat pan

120kg
WEIGHT
RATING

GUARANTEE
2
YEARS

8
Hour Usage



OP000158
Eclipse 1 Black Fabric



KCUP0808
Eclipse 1 Bespoke Senna Yellow
Fabric with Optional Loop Arms

Adjustments



Gas Height
Adjustment



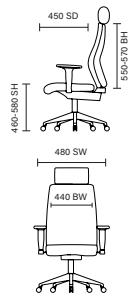
Height
Adjustable
Backrest



Free Float
Backrest

| Options | RRP |
|------------------------|------|
| 5 Star Chrome Base | +£45 |
| Height Adjustable Arms | +£40 |
| Loop Arms | +£24 |
| Draughtsman Kit | +£78 |
| Pump Lumbar Support | +£41 |
| Seat Slide | +£74 |
| Set of Glides | +£16 |

Dimensions



Stock Option RRP £114



Vinyl RRP £153 Mesh RRP £188

Upholstery:

| | | | |
|--------|------|--------|------|
| Band 1 | £163 | Band 4 | £195 |
| Band 2 | £171 | Band 5 | £202 |
| Band 3 | £182 | Band 6 | £213 |

Stock Option RRP £108



Upholstery:

| | | | |
|--------|------|--------|------|
| Band 1 | £157 | Band 4 | £189 |
| Band 2 | £165 | Band 5 | £196 |
| Band 3 | £176 | Band 6 | £207 |

Luna 3

- EN1335 certified
- 3 lever model - back tilt, height adjustment and chair tilt
- Optional arms available

110kg
WEIGHT RATING

2
GUARANTEE
YEARS

8
Hour Usage



KC0140
Luna 3 Black Fabric with Optional Height Adjustable Arms



OP000083
Luna 3 Blue Fabric

Adjustments



Gas Height Adjustment



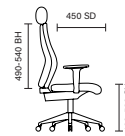
Independent Back and Seat Tilt



Height Adjustable Backrest

| Options | RRP |
|------------------------|------|
| 5 Star Chrome Base | +£45 |
| Height Adjustable Arms | +£40 |
| Loop Arms | +£24 |
| Draughtsman Kit | +£78 |
| Pump Lumbar Support | +£41 |
| Set of Glides | +£16 |

Dimensions



Luna 2

- 2 lever model - back tilt and height adjustment by gas lift
- EN1335 certified
- Optional arms available

110kg
WEIGHT RATING

2
GUARANTEE
YEARS

8
Hour Usage



KC0125
Luna 2 Blue Fabric with Optional Loop Arms



OP000078
Luna 2 Wine Fabric

Adjustments



Gas Height Adjustment



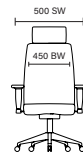
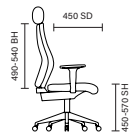
Independent Back and Seat Tilt



Height Adjustable Backrest

| Options | RRP |
|------------------------|------|
| 5 Star Chrome Base | +£45 |
| Height Adjustable Arms | +£40 |
| Loop Arms | +£24 |
| Draughtsman Kit | +£78 |
| Pump Lumbar Support | +£41 |
| Set of Glides | +£16 |

Dimensions



Stock Option RRP £153



Upholstery:

Band 1 £208
Band 2 £218
Band 3 £230

Band 4 £245
Band 5 £254
Band 6 £266

Stock Option RRP £130



Upholstery:

Band 1 £186
Band 2 £195
Band 3 £207

Band 4 £222
Band 5 £231
Band 6 £243

Kneeling Stools

- Easy seat height adjustment by a lever
- Soft cushion padding
- Castors mounted for easy movement and stability



Black fabric black frame
OP000070



Blue fabric silver frame
OP000071

Kneeling Stools Bespoke

110kg
WEIGHT
RATING

GUARANTEE
1
YEARS

5
Hour Usage



Gas Height
Adjustment



Ginseng Chilli Bespoke Fabric Silver frame
KCUP0326



Myrrh Green Bespoke Fabric Black Frame
KCUP1291

Stock Option RRP £138



Upholstery:

| | | | |
|--------|------|--------|------|
| Band 1 | £171 | Band 4 | £199 |
| Band 2 | £183 | Band 5 | £205 |
| Band 3 | £190 | Band 6 | £212 |

HEAVY DUTY

We come in all shapes and sizes, but why compromise on style and comfort?

All Dynamic operator seating is tested for users up to a maximum weight rating of 32stone / 203kg. Dynamic 'Heavy Duty' products can cater for users of a weight of up to 32stone / 200 kilos.

Product components within this category generally feature:

- Increased thickness/gauge of steel for the mechanism
- Up-rated gas stem and castors
- Generous seating and back panels
- Thicker foam





Houston
Page 106



Texas HD
Page 106



Drayton HD
Page 107



Portland HD
Page 107

HEAVY DUTY

Houston

- Anti-shock fully synchronous tilting action
- Designed and engineered for 24-hour heavy duty use
- Extra large dimensions, deep upholstery
- Large soft padded arms

GUARANTEE
5
YEARS

24
Hour Usage

32st



Gas Height Adjustment



Tilt Tension Control



Height Adjustable Armrest



Lock Tilt Mechanism



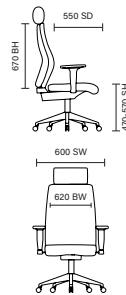
KCUP0993
Houston Mesh Back Bespoke
Bergamot Cherry Fabric Seat



OP000181
Houston Mesh Back Black Fabric Seat

| Options | RRP |
|--------------------|------|
| 5 Star Chrome Base | +£45 |
| Set of Glides | +£16 |

Dimensions



Texas HD

- Reinforced seat and back panels give superior structure quality
- Heavy duty deep contoured seat and back
- Scrumptious deep panelled upholstery
- Polished chrome accents

GUARANTEE
5
YEARS

8
Hour Usage

35st



Gas Height Adjustment



Tilt Tension Control



Fixed Armrest



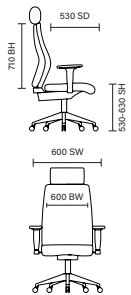
Lock Tilt Mechanism



EX000115
Texas HD Leather

| Options | RRP |
|---------------|------|
| Set of Glides | +£16 |

Dimensions



Stock Option RRP £672

p106




Upholstery:

Band 1 £712
Band 2 £738
Band 3 £751

Band 4 £768
Band 5 £778
Band 6 £792

Stock Option RRP £619



Drayton HD

- Extra deep contoured seat and back
- Attractive panelled design with sweep around arms
- Tested for weights up to 32st



EX000191
Drayton HD Leather



Adjustments



Gas Height Adjustment



Tilt Tension Control



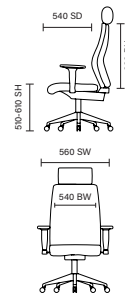
Fixed Armrest



Lock Tilt Mechanism

| Options | RRP |
|---------------|------|
| Set of Glides | +£16 |

Dimensions



Stock Option RRP £598



Portland HD

- Large seat & back make this chair suitable for heavy duty use
- Deeply cushioned seat and backrest provide optimum comfort
- Height adjustable armrests



OP000106
Portland HD Black Mesh Bespoke Stevia Blue



OP000106
Portland HD Black Mesh Black Fabric



Adjustments



Adjustable Lumbar Support



Gas Height Adjustment



Tilt Tension Control



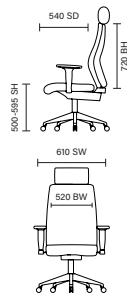
Height Adjustable Arms



Lock Tilt Mechanism

| Options | RRP |
|--------------------|------|
| 5 Star Chrome Base | +£45 |
| Set of Glides | +£16 |

Dimensions



Stock Option RRP £458



Upholstery:

Band 1 £497
Band 2 £520
Band 3 £534

Band 4 £550
Band 5 £561
Band 6 £574

EXECUTIVE SEATING

Never has more been asked of the modern-day executive.

They must operate at peak efficiency, often for long hours and often in a stressful environment.

From mid-managers through to top executives the tasks performed are varied and demanding.

Having stylish, comfortable seating that supports the user consummately and offers a variety of functions is crucial to achieving optimum performance at work.

Our executive range has been designed and engineered to not only look good.

All chair options perform like no others.





Zure
Page 110



Molet
Page 114



Midas
Page 116



Mirage II
Page 118



Ritz
Page 120



Classic
Page 22



Savoy
Page 123



Chelsea
Page 123



Xenon
Page 124



Mien
Page 127



Sanderson
Page 128



Rocky
Page 129



Advocate
Page 129



Romeo
Page 130



Desire
Page 130



Galloway
Page 131



Moore Deluxe
Page 132



Moore
Page 132



Penza
Page 133



Vegas
Page 134



Ezra
Page 134



Plaza
Page 135



Thrift
Page 135



Harley
Page 136



Bella
Page 137



Blitz
Page 137



Chesterfield
Page 138

EXECUTIVE SEATING

Zure

Boldly going where no chair has gone before, the Zure takes you to a new comfort destination.

Our unique range of this distinctive, uber stylish posture perfect seating solution has it all.

There is fine mesh, fully upholstered, partly upholstered and stunning flexible elastomer options.

The seat and backrest are carefully contoured to provide maximum comfort.

The high quality outer skeleton wraps the user in touch point technology.

Padded arm rests on the fabric and leather options provide pleasing eye-appeal whilst the elastomer versions have colour coded armrests.

The polished aluminium base houses highlighted castor detailing.



Zure Orange Elastomer

- Adjustable tilt tension control with easy use handle
- Coated Aluminium base with colour co-ordinated castors
- Ingenious elastomer surfaces mould to your body shape



KC0165
Zure Orange Elastomer with Optional Headrest

| Options | RRP |
|---------------|------|
| Headrest | +£68 |
| Set of Glides | +£16 |

Zure Grey Elastomer

135kg
WEIGHT RATING

5
GUARANTEE YEARS

8
Hour Usage



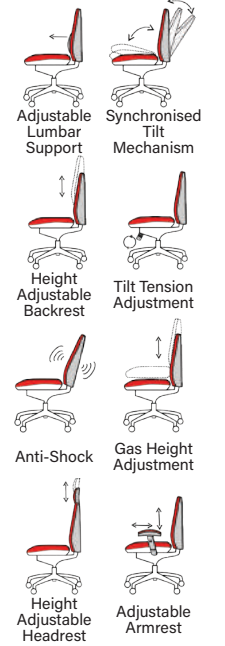
EX000112
Zure Grey Elastomer without Headrest



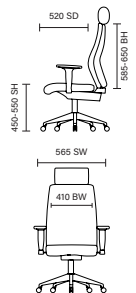
KC0164
Zure Grey Elastomer with Optional Headrest

| Options | RRP |
|---------------|------|
| Headrest | +£68 |
| Set of Glides | +£16 |

Adjustments



Dimensions



Stock Option RRP £670



Orange Elastomer

Stock Option RRP £670



Gray Elastomer

Zure Mesh White Frame

- Large, contoured backrest and seat
- Synchro tilt glide mechanism with multi-lock and anti-shock system
- Black frame option available



KC0162
Zure Charcoal Mesh with Optional Headrest



EX000113
Zure Mandarin Mesh without headrest

| Options | RRP |
|---------------|------|
| Headrest | +£68 |
| Set of Glides | +£16 |

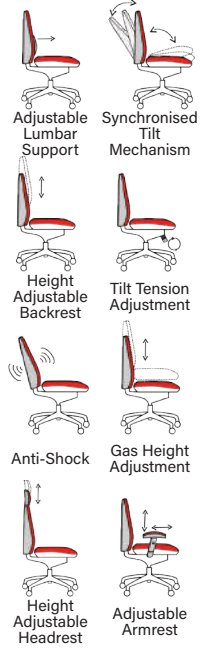
Zure Mesh Black Frame

135kg
WEIGHT
RATING

GUARANTEE
5
YEARS

8
Hour Usage

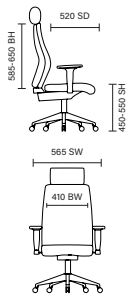
Adjustments



KCUP1281
Zure Black Frame Charcoal Mesh
with Optional Headrest

| Options | RRP |
|---------------|------|
| Headrest | +£68 |
| Set of Glides | +£16 |

Dimensions



Stock Option RRP £670



Stock Option RRP £670



Zure Fabric

- Unique and contemporary design
- Stylish, large contoured backrest and seat
- Easy operation ratchet backrest height adjustment



KCUP0694
Zure fully bespoke Ginseng Chilli



KC0161
Zure Black Fabric with Optional Headrest

| Options | RRP |
|---------------|------|
| Headrest | +£68 |
| Set of Glides | +£16 |

Zure Leather

135kg
WEIGHT RATING

5
YEARS
GUARANTEE

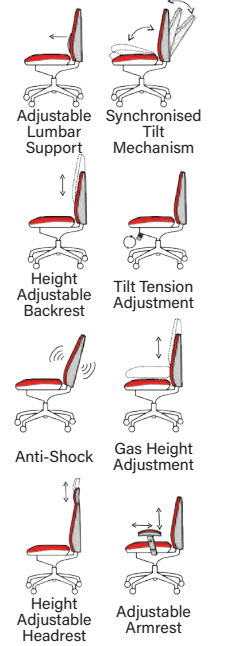
8
Hour Usage



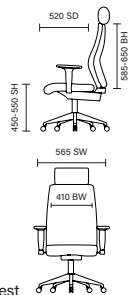
KC0166
Zure Black Leather with Optional Headrest

| Options | RRP |
|---------------|------|
| Headrest | +£68 |
| Set of Glides | +£16 |

Adjustments



Dimensions



Stock Option RRP £670




Black Fabric



Upholstery:

| | | | |
|---------------|------|---------------|------|
| Band 1 | £730 | Band 4 | £777 |
| Band 2 | £750 | Band 5 | £786 |
| Band 3 | £762 | Band 6 | £798 |

Stock Option RRP £670



Black Leather

Molet

An elegantly styled seating solution with multiple functionalities for the busy executive – that's the Molet.

The smooth flow synchronous action tilting mechanism is tension controlled with a twist grip adjuster.

An ingenious pre-set feature allows the user to elect maximum recline.

Height and pivot adjustment on the arms is standard and the optional headrest is height and angle adjustable.

The Molet is an exec chair with a big functionality package designed to delight the most discerning customer.



Molet Fabric

- Seat slide adjustment
- Height adjusting arms
- Unique synchronised tilt action



KCUP1115
Molet Bespoke Stevia Blue Seat & Mesh Back



KC0274
Molet Black Fabric with Optional Headrest

| Options | RRP |
|---------------|------|
| Headrest | +£64 |
| Set of Glides | +£16 |

Molet Leather

125kg
WEIGHT RATING

2
GUARANTEE YEARS

8
Hour Usage



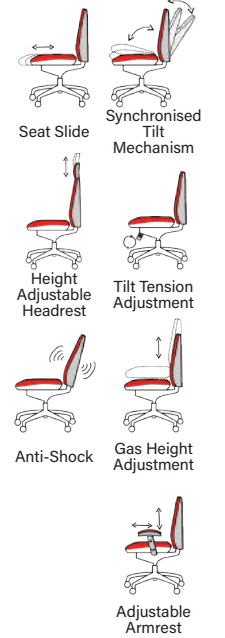
OP000212
Molet Full Leather



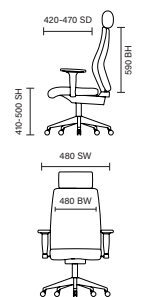
KC0275
Molet Leather with Optional Headrest

| Options | RRP |
|---------------|------|
| Headrest | +£64 |
| Set of Glides | +£16 |

Adjustments



Dimensions



Stock Option RRP £550



Upholstery:

| | | | |
|---------------|------|---------------|------|
| Band 1 | £607 | Band 4 | £653 |
| Band 2 | £629 | Band 5 | £661 |
| Band 3 | £640 | Band 6 | £671 |

Stock Option RRP £550



Midas

Stunning looks and quality engineering make the Midas a must have for those looking for a truly exceptional seating option that performs in every environment.

Clean, uncluttered lines, a stylish aluminium frame, smart stitch detailing and multi-directional front facing arms make the Midas a chair that demands attention.

Users will see it's not just eye appeal that is satisfied. A fully synchronized tilting action moves the user effortlessly whilst the fine mesh back support helps you keep your cool.



Midas

- High density foam seat cushion gives a quality seating experience
- Comfortable and breathable mesh backrest
- Pivoting height adjustable armrests with soft PU pad
- Fully synchronised anti-kick reclining action



OP000091
Midas Black Fabric

| Options | RRP |
|---------------|------|
| Set of Glides | +£16 |

Midas Bespoke

125kg WEIGHT RATING

GUARANTEE 5 YEARS

8 Hour Usage



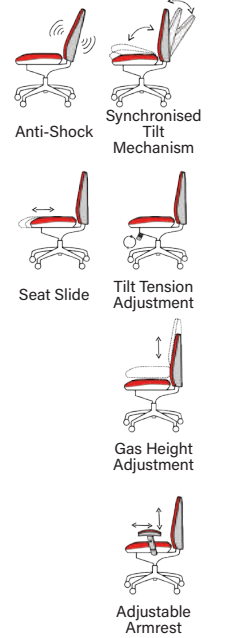
KCUP0416
Midas Bespoke Tansy Purple



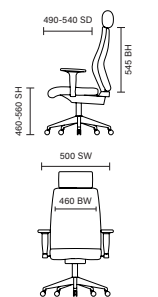
KCUP0409
Midas Bespoke Bergamot Cherry

| Options | RRP |
|---------------|------|
| Set of Glides | +£16 |

Adjustments



Dimensions



Stock Option RRP £590



Upholstery:

| | | | |
|--------|------|--------|------|
| Band 1 | £630 | Band 4 | £693 |
| Band 2 | £669 | Band 5 | £701 |
| Band 3 | £680 | Band 6 | £711 |

Mirage

Mirage is one of the UK's best selling ergonomic seating solutions and comes with manufacturers five-year warranty.

Encased in a strong skeletal subframe the mesh back and seat is contoured to fit the body's shape perfectly.

Fully loaded with comfort and ergo features Mirage has an integral seat slide, automatic synchronised seat movement, height adjustable armrests and an anti-shock tilt.

Matching headrests are optional and the chair is mounted on a superior chrome base and tension adjuster on the tilt.



Mirage II Mesh

- Unique and contemporary design
- Comfortable nylon woven mesh is breathable, durable and stylish
- Anti-shock synchronised tilting mechanism



EX000162
Mirage II Black Mesh



KC0148
Mirage II Black Mesh with Optional Headrest

| Options | RRP |
|---------------|------|
| Headrest | +£33 |
| Set of Glides | +£16 |

Mirage II Leather

125kg
WEIGHT
RATING

5
GUARANTEE
YEARS

8
Hour Usage

144
WATCHING
Page
VISITOR



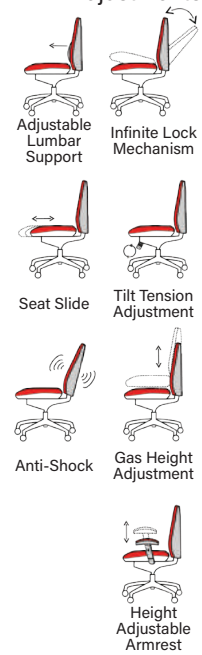
OP000093
Mirage II Black Leather



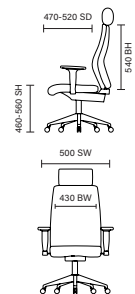
KC0278
Mirage II Black Leather with Optional Headrest

| Options | RRP |
|---------------|------|
| Headrest | +£33 |
| Set of Glides | +£16 |

Adjustments



Dimensions




Stock Option RRP £465



Full
Mesh

Stock Option RRP £465



Black
Leather

Ritz

Bring glitz and glamour to your office with the Ritz range.

Contemporary design is paired with sleek low profile styling here.

The slender chrome frame is upholstered in black or ivory leather with a ribbed stitch detail that creates a uniquely wonderful seating range.

A combination of chrome detailed frame and base are paired with polished aluminium armrests.

The Ritz is available in high and medium back options with a visitor option available in the medium back cantilever.



Ritz High Back

- Soft bonded leather
- Tilt and lock floating mechanism
- Twin lever heavy duty mechanism
- Ribbed stitch detailing



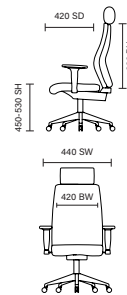
EX000058
Ritz Ivory Bonded Leather High Back



EX000057
Ritz Black Bonded Leather High Back

| Options | RRP |
|----------------------|------|
| Set of Glides | +£16 |
| Set of Chrome Glides | +£43 |

Dimensions



Ritz Medium Back

110kg
WEIGHT
RATING

2
GUARANTEE
YEARS

8
Hour Usage

145
Page
WATCHING
VISITOR



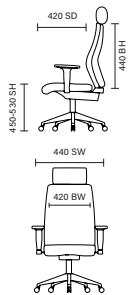
EX000059
Ritz Black Bonded Leather Medium Back
with Optional Chrome Glides



EX000060
Ritz Ivory Bonded Leather Medium Back

| Options | RRP |
|----------------------|------|
| Set of Glides | +£16 |
| Set of Chrome Glides | +£43 |

Dimensions



Adjustments



Tilt Tension
Adjustment



Gas Height
Adjustment



Infinite Lock
Mechanism



Fixed
Armrest

Stock Option RRP £427



Stock Option RRP £392



Classic High Back Leather

125kg
WEIGHT
RATING

GUARANTEE
2
YEARS

8
Hour Usage

MATCHING
Page
145
VISITOR

- Large contoured seat
- Two levers, infinite lock and tilt mechanism
- Soft padded leather upholstery



EX000007
Classic Black Bonded Leather High Back

Adjustments



Tilt Tension Adjustment



Gas Height Adjustment



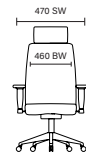
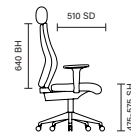
Infinite Lock Mechanism



Fixed Armrest

| Options | RRP |
|---------------|------|
| Set of Glides | +£16 |

Dimensions



EX000008
Classic Tan Bonded Leather High Back

Classic Medium Back Leather

125kg
WEIGHT
RATING

GUARANTEE
2
YEARS

8
Hour Usage

MATCHING
Page
145
VISITOR

Adjustments



Tilt Tension Adjustment



Gas Height Adjustment



Infinite Lock Mechanism



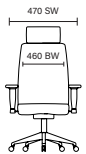
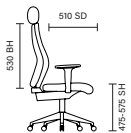
Fixed Armrest

| Options | RRP |
|---------------|------|
| Set of Glides | +£16 |



EX000011
Classic In Tan With Arms Medium Back

Dimensions



EX000012
Classic In White With Arms Medium Back

Stock Option RRP £443



Stock Option RRP £411



Savoy High & Medium Back

- Deep comfort seat & back cushions
- Aluminium armrests
- Twin lever mechanism with infinite lock recline

110kg WEIGHT RATING
2 GUARANTEE YEARS
8 Hour Usage
144 WATCHING VISITOR



Adjustments



Gas Height Adjustment



Infinite Lock Mechanism



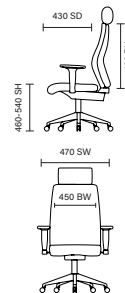
Fixed Armrest



Tilt Tension Adjustment

| Options | RRP |
|---------------|------|
| Set of Glides | +£16 |

Dimensions



Chelsea

- Large seat with timeless, traditional styling
- Height adjustable headrest
- Reclining function with tilt tension

110kg WEIGHT RATING
2 GUARANTEE YEARS
8 Hour Usage



Adjustments



Height Adjustable Armrest



Tilt Tension Adjustment



Gas Height Adjustment



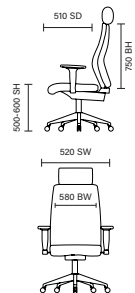
Lock Tilt Mechanism



Fixed Armrest

| Options | RRP |
|---------------|------|
| Set of Glides | +£16 |


Dimensions



Stock Option High back RRP £475 Medium back RRP £458



Stock Option RRP £467



Xenon

Elegant white or black acrylic shells cradle the most stylish of executive chairs - the Xenon.

The shell swoops down from the generously proportioned backrest to integral slim shaped arms which fold around to the underside of the seat shell.

A high-quality knee tilt ensures maximum comfort and avoids discomfort through upper leg blood vessel constriction.

High density moulded foams and an integral contoured lumbar support add to the easy-seating package.

A brushed aluminium five-star base continues the focus on sophisticated styling at ground level.



Xenon Black Shell Leather

- Quality knee tilt mechanism with tilt tension
- High density moulded foam seat and backrest
- Integral contoured lumbar support
- Tension adjustment on tilt action



BR000139
Xenon Black Shell White Leather



KC0216
Xenon Black Shell Black Leather with Optional Headrest

| Options | RRP |
|---------------|------|
| Headrest | +£52 |
| Set of Glides | +£16 |

Xenon White Shell Leather

125kg
WEIGHT
RATING

5
GUARANTEE
YEARS

8
Hour Usage

145
WATCHING
PAGE
VISITOR



BR000141
Xenon White Shell Black Leather



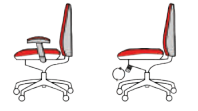
KC0217
Xenon White Shell White Leather With Optional Headrest

| Options | RRP |
|---------------|------|
| Headrest | +£52 |
| Set of Glides | +£16 |

Adjustments



Fixed Headrest Knee Tilt



Fixed Armrest Tilt Tension Adjustment

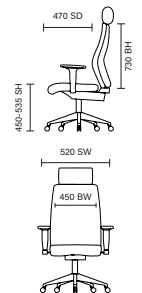


Gas Height Adjustment




Anti-Shock


Dimensions



Stock Option RRP £393



Stock Option RRP £393



Xenon Black Shell Fabric

- Quality knee tilt mechanism with tilt tension
- High density moulded foam seat and backrest
- Integral contoured lumbar support
- Tension adjustment on tilt action



EX000096
Xenon Black Shell Blue Fabric



KC0214
Xenon Black Shell Black Fabric with Optional Headrest

| Options | RRP |
|---------------|------|
| Headrest | +£52 |
| Set of Glides | +£16 |

Xenon White Shell fabric

125kg
WEIGHT
RATING

GUARANTEE
5
YEARS

8
Hour Usage

MATCHING
Page
145
VISITOR



EX000094
Xenon White Shell Black Fabric



KC0215
Xenon White Shell Blue Fabric with Optional Headrest

| Options | RRP |
|---------------|------|
| Headrest | +£52 |
| Set of Glides | +£16 |

Adjustments



Fixed Headrest

Knee Tilt



Fixed Armrest

Tilt Tension Adjustment

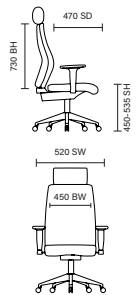


Gas Height Adjustment



Anti-Shock

Dimensions



Stock Option RRP £393



p126

Stock Option RRP £393



Upholstery:

Band 1 £542
Band 2 £588
Band 3 £612

Band 4 £642
Band 5 £660
Band 6 £684

Xenon Bespoke Fabric

- Quality knee tilt mechanism with tilt tension
- High density moulded foam seat and backrest
- Integral contoured lumbar support
- Tension adjustment on tilt action

125kg WEIGHT RATING

GUARANTEE 5 YEARS

8 Hour Usage

WATCHING Page 145 VISITOR

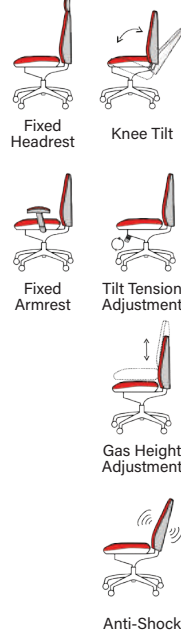


KCUP0636
Xenon Black Shell Bespoke Seat Tabasco Red



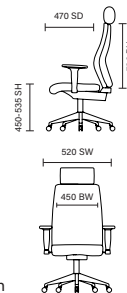
KCUP1180
Xenon White Shell Bespoke Stevia Blue With Optional Headrest

Adjustments



| Options | RRP |
|---------------|------|
| Headrest | +£73 |
| Set of Glides | +£16 |

Dimensions



Mien

- Synchronised tilting mechanism, lockable in multiple positions
- Anti-shock reclining with weight tension adjustment
- Polished aluminium armrests and wheelbase

125kg WEIGHT RATING

GUARANTEE 5 YEARS

8 Hour Usage

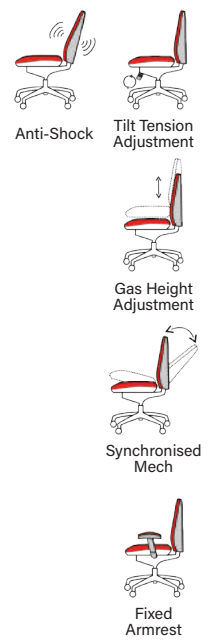


EX000183
Mien Black & Mink Leather



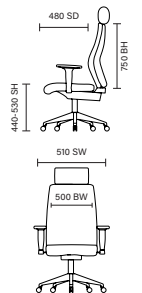
EX000184
Mien Black Leather

Adjustments



| Options | RRP |
|---------------|------|
| Set of Glides | +£16 |

Dimensions



Upholstery:

| | | | |
|--------|------|--------|------|
| Band 1 | £542 | Band 4 | £642 |
| Band 2 | £588 | Band 5 | £660 |
| Band 3 | £612 | Band 6 | £684 |

Stock Option RRP £418



Sanderson

- Breathable mesh backrest upholstery
- Adjustable lumbar support pad
- Height adjustable headrest
- Synchronised tilting mechanism with anti-shock



EX000064
Sanderson Black Airmesh Seat with Mesh Back

| Options | RRP |
|-------------------|------|
| 5 Star Nylon Base | +£35 |
| Set of Glides | +£16 |

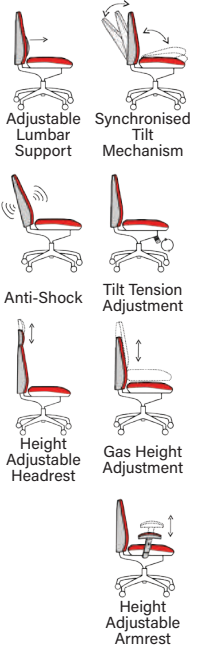
Sanderson Bespoke

125kg
WEIGHT
RATING

GUARANTEE
2
YEARS

8
Hour Usage

Adjustments

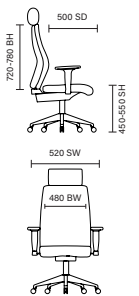


KCUP0539
Sanderson Bespoke Seat Stevia Blue

KCUP0537
Sanderson Bespoke Seat Bergamot Cherry

| Options | RRP |
|-------------------|------|
| 5 Star Nylon Base | +£35 |
| Set of Glides | +£16 |

Dimensions



Stock Option RRP £373



Mesh with
Airmesh



Upholstery:

| | | | |
|--------|------|--------|------|
| Band 1 | £395 | Band 4 | £419 |
| Band 2 | £406 | Band 5 | £424 |
| Band 3 | £412 | Band 6 | £429 |

Rocky

- Matching base and arms
- Leather padded arms
- Two lever tilt and lock mechanism

125kg
WEIGHT RATING

GUARANTEE
2
YEARS

8
Hour Usage

WATCHING
Page
146
VISITOR



EX000061
Rocky Black Leather

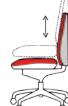
Adjustments



Fixed Armrest



Tilt Tension Adjustment



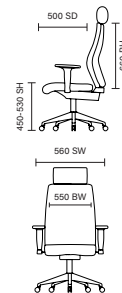
Gas Height Adjustment



Infinite Tilt Mechanism

| Options | RRP |
|---------------|------|
| Set of Glides | +£16 |

Dimensions



Advocate

- Chrome arms and base
- Leather arm sleeves
- Tension adjustable tilt and lock functionality
- Padded shaped back support

110kg
WEIGHT RATING

GUARANTEE
2
YEARS

8
Hour Usage

WATCHING
Page
146
VISITOR



BR000205
Advocate White Leather



BR000204
Advocate Black Leather

Adjustments



Tilt Tension Adjustment



Gas Height Adjustment



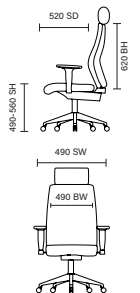
Lock Tilt Mechanism



Fixed Armrest

| Options | RRP |
|---------------|------|
| Set of Glides | +£16 |

Dimensions



Stock Option RRP £352



Stock Option RRP £343



Romeo

- Twin lever heavy duty mechanism
- Comfortable, soft and deep cushioning
- Fold down back allows easy storage

110kg
WEIGHT RATING

GUARANTEE
2 YEARS

8
Hour Usage

MATCHING
Page
147
VISITOR



Fold down back feature

EX000063
Romeo Black Leather

Adjustments



Fixed Armrest



Tilt Tension Adjustment



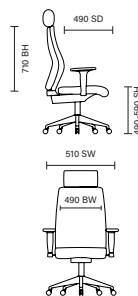
Gas Height Adjustment



Infinite Tilt Mechanism

| Options | RRP |
|-------------------|------|
| 5 Star Nylon Base | +£35 |
| Set of Glides | +£16 |

Dimensions



Desire

- Modern and stylish design
- Comfortable deep cushioning
- Chrome armrests with cushioned arm pads

125kg
WEIGHT RATING

GUARANTEE
2 YEARS

8
Hour Usage

MATCHING
Page
147
VISITOR



EX000020
Desire White Leather

EX000019
Desire Black Leather

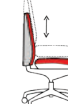
Adjustments



Fixed Armrest



Tilt Tension Adjustment



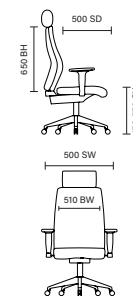
Gas Height Adjustment



Infinite Tilt Mechanism

| Options | RRP |
|---------------|------|
| Set of Glides | +£16 |

Dimensions



Stock Option RRP £329

p130



Black
Leather

Stock Option RRP £327



Black
Leather

White
Leather

Galloway Fabric

- Available in black, brown or white bonded leather
- Matching upholstered sweep arms
- Multi-panelled upholstery comfort
- Gunmetal grey base & arms

125kg
WEIGHT
RATING

GUARANTEE
2
YEARS

8
Hour Usage

WATCHING
Page
146
VISITOR

Galloway Leather

125kg
WEIGHT
RATING

GUARANTEE
2
YEARS

8
Hour Usage

WATCHING
Page
146
VISITOR



EX000031
Galloway Blue Fabric



EX000030
Galloway Black Fabric

| Options | RRP |
|--------------------|------|
| 5 Star Chrome Base | +£45 |
| Set of Glides | +£16 |



EX000033
Galloway White Leather



EX000032
Galloway Brown Leather

| Options | RRP |
|--------------------|------|
| 5 Star Chrome Base | +£45 |
| Set of Glides | +£16 |

Adjustments



Tilt Tension Adjustment



Gas Height Adjustment

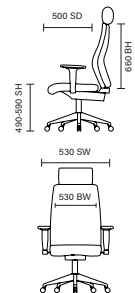


Infinite Tilt Mechanism



Fixed Armrest

Dimensions



Stock Option RRP £318



Stock Option RRP £318



Moore Deluxe Leather

- Extra deep leather arm pads
- Chrome arms and base
- Panelled rucked upholstery
- Infinite tilt and lock with tension adjustment

125kg
WEIGHT
RATING

GUARANTEE
2
YEARS

8
Hour Usage

MATCHING
Page
147
VISITOR



EX000047
Moore Deluxe White Leather



EX000046
Moore Deluxe Brown Leather

Adjustments



Fixed
Armrest



Tilt Tension
Adjustment



Gas Height
Adjustment



Infinite Tilt
Mechanism

| Options | RRP |
|--------------------|------|
| 5 Star Chrome Base | +£45 |
| Set of Glides | +£16 |

Dimensions



Moore Fabric

- Two lever infinite lock mechanism
- Matching padded fabric arms
- Tension adjustment on tilt
- Panelled upholstery

125kg
WEIGHT
RATING

GUARANTEE
2
YEARS

8
Hour Usage

MATCHING
Page
147
VISITOR



EX000044
Moore Blue Fabric



EX000043
Moore Black Fabric

Adjustments



Fixed
Armrest



Tilt Tension
Adjustment



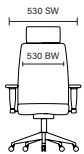
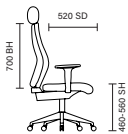
Gas Height
Adjustment



Infinite Tilt
Mechanism

| Options | RRP |
|--------------------|------|
| 5 Star Chrome Base | +£45 |
| Set of Glides | +£16 |

Dimensions



Stock Option RRP £317



Stock Option RRP £255



Moore Leather

- Twin lever tilt and lock movement
- Padded leather arms
- Panelled ruched leather upholstery

125kg
WEIGHT RATING

GUARANTEE
2
YEARS

8
Hour Usage

WATCHING
Page
147
VISITOR



EX000050
Moore Black Leather

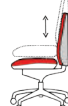
Adjustments



Fixed Armrest



Tilt Tension Adjustment



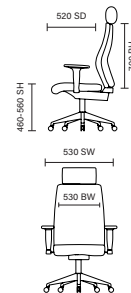
Gas Height Adjustment



Infinite Tilt Mechanism

| Options | RRP |
|--------------------|------|
| 5 Star Chrome Base | +£45 |
| Set of Glides | +£16 |

Dimensions



Penza

- Modern and stylish design
- Comfortable deep cushioning
- Chrome armrests with cushioned arm pads

110kg
WEIGHT RATING

GUARANTEE
2
YEARS

8
Hour Usage



EX000186
Penza Cream Leather



EX000187
Penza Brown Leather

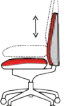
Adjustments



Fixed Armrest



Tilt Tension Adjustment



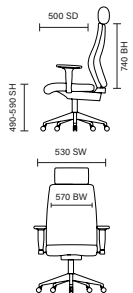
Gas Height Adjustment



Infinite Tilt Mechanism

| Options | RRP |
|---------------|------|
| Set of Glides | +£16 |


Dimensions



Stock Option RRP £270



Stock Option RRP £314



Vegas

- Leather integral headrest
- Airmesh and leather seat
- Lumbar bar support
- Two lever infinite lock function



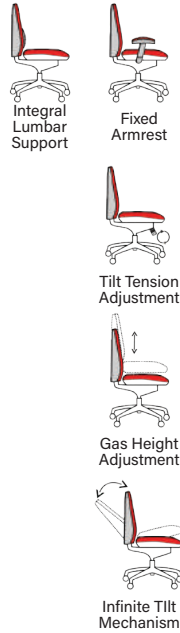
EX000074
Vegas Black Leather with Mesh Back

125kg
WEIGHT RATING

2
GUARANTEE YEARS

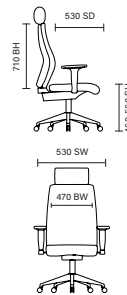
8
Hour Usage

Adjustments



| Options | RRP |
|---------------|------|
| Set of Glides | +£16 |

Dimensions



Ezra

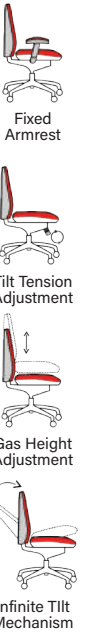
- Stylish stitch detailing
- Soft touch leather
- Tilt and lock mechanism

110kg
WEIGHT RATING

2
GUARANTEE YEARS

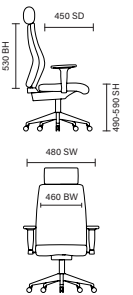
8
Hour Usage

Adjustments



| Options | RRP |
|---------------|------|
| Set of Glides | +£16 |

Dimensions



EX000190
Ezra Brown Leather



EX000188
Ezra Black Leather

EX000189
Ezra White Leather

Stock Option RRP £267



Stock Option RRP £272



Plaza

- Contour lines on back and seat to enhance the appearance
- Nylon armrest with integrated soft leather arm pads
- Easy to use twin lever mechanism lockable in any position

125kg
WEIGHT
RATING

GUARANTEE
2
YEARS

8
Hour Usage



EX000052
Plaza Black Leather

Adjustments



Gas Height
Adjustment



Infinite Tilt
Mechanism



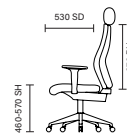
Tilt Tension
Adjustment



Fixed
Armrest

| Options | RRP |
|--------------------|------|
| 5 Star Chrome Base | +£45 |
| Set of Glides | +£16 |

Dimensions



Thrift

- Padded upholstered armrests
- Chrome detail armrest frame matches wheelbase
- Generously cushioned seat and back

125kg
WEIGHT
RATING

GUARANTEE
2
YEARS

8
Hour Usage



EX000163
Thrift Black Leather

Adjustments



Gas Height
Adjustment



Lock Tilt
Mechanism



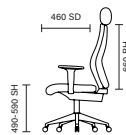
Tilt Tension
Adjustment



Fixed
Armrest

| Options | RRP |
|---------------|------|
| Set of Glides | +£16 |

Dimensions




Stock Option RRP £232



Black
Leather

Stock Option RRP £212



Black
Leather

Harley Fabric

- Large padded seat and back
- Tilt and lock mechanism
- Available in black, blue fabric or leather



EX000034
Harley Black Fabric



EX000037
Harley Blue Fabric

Harley Leather



EX000038
Harley Black Leather

125kg
WEIGHT
RATING

GUARANTEE
2
YEARS

8
Hour Usage

MATCHING
Page
148
VISITOR

Adjustments



Fixed
Armrest



Tilt Tension
Adjustment



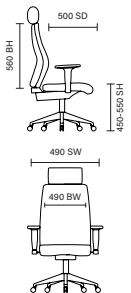
Gas Height
Adjustment



Lock tilt
mechanism


| Options | RRP |
|--------------------|------|
| 5 Star Chrome Base | +£45 |
| Set of Glides | +£16 |

Dimensions



Stock Option RRP £210

p136



Stock Option RRP £210



Bella

- Stylish stitch detailing
- Hardwearing fixed nylon armrests
- Lock tilt reclining with tension adjustment
- Seat height adjustment

125kg
WEIGHT RATING

GUARANTEE
2
YEARS

8
Hour Usage

Adjustments



Tilt Tension Adjustment



Gas Height Adjustment



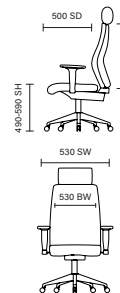
Infinite Tilt Mechanism



Fixed Armrest

| Options | RRP |
|--------------------|------|
| 5 Star Chrome Base | +£45 |
| Set of Glides | +£16 |

Dimensions



EX000192
Bella Black Leather

Stock Option RRP £149



Black
Leather

Blitz

- Luxurious bonded leather
- Matching nylon fixed armrests and base
- Generously cushioned seat and backrest
- Tilt and lock mechanism

100kg
WEIGHT RATING

GUARANTEE
2
YEARS

8
Hour Usage

WATCHING
Page
149
VISITOR

Adjustments



Fixed Armrest



Tilt Tension Adjustment



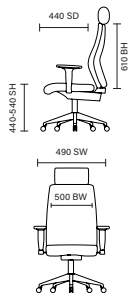
Gas Height Adjustment



Lock tilt mechanism


| Options | RRP |
|--------------------|------|
| 5 Star Chrome Base | +£45 |
| Set of Glides | +£16 |

Dimensions



EX000137
Blitz Black Leather

Stock Option RRP £138



Black
Leather

Chesterfield

The Chesterfield oozes classical elegance and epitomizes a quality of craftsmanship rarely experienced these days.

Crafted from solid wood and with a deeply buttoned and creased leather face our traditionally styled Chesterfields look at home in domestic, urban, country or eclectic office settings.

Retro chic design styling extends to the soft pads on wood arms, seamed piping and a five-star wood base.

A lock tilting function is included with weight tension adjustment for additional comfort.



Chesterfield

- Leather faced upholstery
- Traditional button style design
- Wooden armrests with a soft padded sleeve
- Matching wood on arms and base

110kg
WEIGHT
RATING

GUARANTEE
2
YEARS

8
Hour Usage

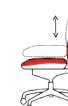
Adjustments



Fixed
Armrest



Tilt Tension
Adjustment

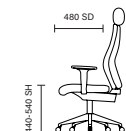


Gas Height
Adjustment



Lock Tilt
Mechanism

Dimensions



EX000004
Chesterfield Burgundy Leather



EX000005
Chesterfield Cream Leather



EX000006
Chesterfield Green Leather



EX000003
Chesterfield Brown Leather

Stock Option RRP £319



VISITOR & CONFERENCE

Meetings. Love them or not they can often be where the best businesses are forged.

In the modern, inclusive office it is rare that companies are always the product of one person.

The age of the specialist and collaborative thinking means we all need to harmonise to get the best out of our collective efforts. And that is where the well constructed, effective meeting comes in.

So whether you are discussing the next sales and marketing campaign, negotiating a new deal, working through some tough commercial details or developing new internal ways of working being on your top game in a meeting is crucial.

Our comfortable, practical and stylish seating options will keep you refreshed, engaged and comfortable.

The Dynamic designers have created a portfolio of seating solutions that fit every requirement and budget. They are there to ensure your meetings are meaningful.





Flex
Page 142



Portland
Page 142



Relay
Page 143



Mirage II
Page 144



Savoy
Page 144



Classic
Page 145



Ritz
Page 145



Xenon
Page 145



Advocate
Page 146



Rocky
Page 146



Galloway
Page 146



Romeo
Page 147



Desire
Page 147



Moore
Page 147



Harley
Page 148



Blitz
Page 149



Academy
Page 149



Academy
Page 150



Havana
Page 151



Freedom's
Page 151



Metro
Page 152



Echo
Page 152



Brunswick
Page 152



Madrid
Page 154



Zulu
Page 155



Slide
Page 156



ISO
Page 157



ISO
Page 158



Banquet
Page 159



Polly
Page 159



Tulip
Page 160



Bistro
Page 160



Berlin
Page 160



Neo Range
Page 161



Oracle Range
Page 162



Infinity Range
Page 163

VISITOR & CONFERENCE

Flex

- Stylish modern design
- Flexible back for optimum support
- Large cushioned seat
- 7 Backrest options, See page 81



BR000173
Flex Black Frame & Black Fabric with Orange Back

Stock Option RRP £360




Black
Fabric
Seat

Flex Bespoke



KCUP0721
Flex White Frame & Bespoke Bergamot Cherry Seay with White Back

Bespoke Seat Upholstery:

| | | |
|---|--------------------|--------------------|
|  | Band 1 £393 | Band 4 £421 |
| | Band 2 £408 | Band 5 £425 |
| | Band 3 £413 | Band 6 £431 |

Portland

- Contoured back support
- Cool mesh operation
- Triple curvature seat
- Polished chrome base



EX000136
Portland Black Mesh

Stock Option RRP £245



Black
Fabric


Blue
Fabric

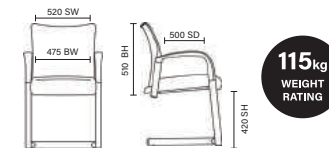
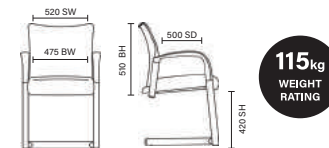
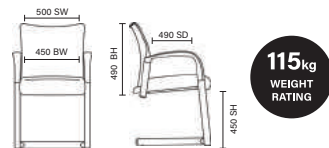
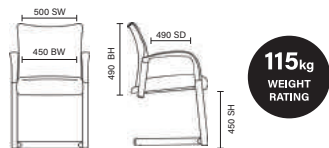
Portland Bespoke



KCUP0466
Portland Bespoke Seat Myrrh Green

Bespoke Seat Upholstery:

| | | |
|---|--------------------|--------------------|
|  | Band 1 £272 | Band 4 £298 |
| | Band 2 £285 | Band 5 £303 |
| | Band 3 £291 | Band 6 £309 |



Portland Visitor

- Black seat as standard
- Extra strong chrome frame
- Feature upholstered arm pads
- Heavy duty frame



BR000115
Portland Visitor Black Fabric & Black Mesh Back

Stock Option RRP £210



Black Fabric

Portland Visitor Bespoke



KCUP0452
Portland Visitor Bespoke Seat Tabasco Red



Bespoke Seat Upholstery:

| | | | |
|--------|------|--------|------|
| Band 1 | £236 | Band 4 | £263 |
| Band 2 | £250 | Band 5 | £268 |
| Band 3 | £256 | Band 6 | £274 |

Relay Airmesh

- Black or silver soft mesh back
- Black airmesh or leather seat standard
- Flip back arms
- Bespoke seat available



BR000117
Relay Airmesh Seat & Black Back

Stock Option RRP £255



Black Fabric

Relay Leather

- Black or silver soft mesh back
- Black airmesh or leather seat standard
- Flip back arms

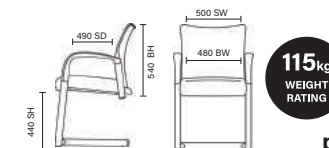
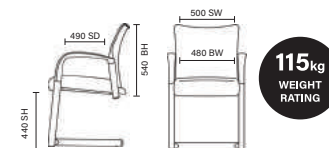
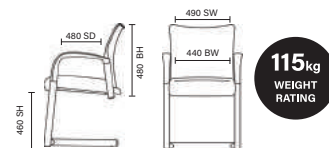
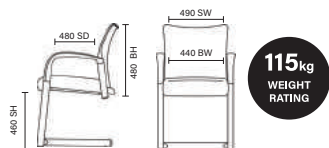


BR000120
Relay Leather Seat & Silver Back

Stock Option RRP £255



Black Leather



Relay Bespoke

Mirage II Mesh

Mirage II Leather

Savoy

- Comfortable sprung mesh back
- Fixed lumbar support
- Fixed arms with arm pads
- Tested up to 150kg

- Soft bonded leather
- Lumbar support strip
- Fixed arms with arm pads
- Polished chrome cantilever frame

- Aluminium armrests
- Panelled backrest upholstery
- Soft bonded leather
- Safety stop floor pads



KCUP0522
Relay Black Back Myrrh Green



BR000092
Mirage Black Mesh



BR000093
Mirage Black Leather



BR000126
Savoy Black Bonded Leather

Stock Option RRP £348



Full Mesh

Stock Option RRP £348



Black Leather

Stock Option RRP £430



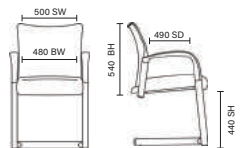
Black Leather

White Leather

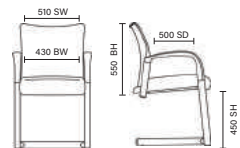


Bespoke Seat Upholstery:

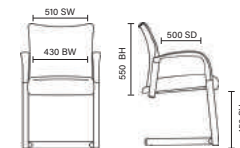
| | | | |
|--------|------|--------|------|
| Band 1 | £290 | Band 4 | £308 |
| Band 2 | £295 | Band 5 | £313 |
| Band 3 | £301 | Band 6 | £319 |



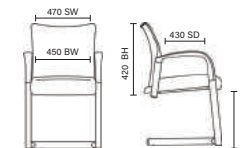
115kg
WEIGHT RATING



115kg
WEIGHT RATING



115kg
WEIGHT RATING



115kg
WEIGHT RATING

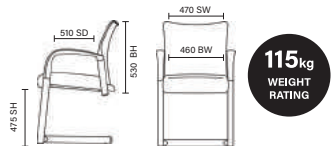
Classic

- Soft padded leather
- Solid chrome frame
- Leather padded arms
- Large contoured seat



BR000031
Classic Tan Bonded Leather

Stock Option RRP £411



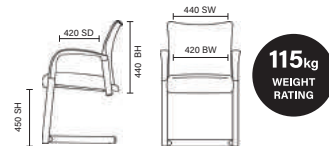
Ritz

- Soft bonded leather
- Chrome frame
- Usage: 8hr



BR000124
Ritz Ivory Bonded Leather

Stock Option RRP £376



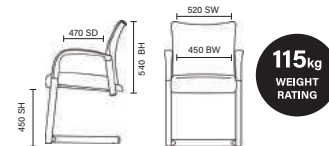
Xenon Leather

- Nylon fixed armrests
- Sleek, low profile design
- Sprung cantilever frame
- Choice of white or black shell



BR000135
Xenon Black Shell & Black Leather

Stock Option RRP £361



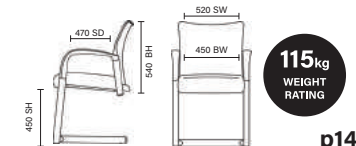
Xenon Fabric

- Nylon fixed armrests
- Sleek, low profile design
- Sprung cantilever frame
- Choice of white or black shell



BR000142
Xenon White Shell & Blue Fabric

Stock Option RRP £361



Xenon Bespoke



KCUP0657
Xenon Black Shell Bespoke Bergamat Cherry

Advocate

- Stylish panelled bonded leather
- Chrome cantilever with safety stops



BR000207
Advocate White Bonded Leather

Rocky

- Bonded leather
- Chrome base and arms
- Leather padded arms
- Sculptured back



EX000062
Rocky Black Leather

Galloway Leather

- Matching padded armrests



BR000177
Galloway Black Leather

Bespoke Full Upholstery:
Band 1 £437 **Band 4** £518
Band 2 £475 **Band 5** £533
Band 3 £494 **Band 6** £552

Bespoke Seat Upholstery:
Band 1 £399 **Band 4** £449
Band 2 £426 **Band 5** £457
Band 3 £436 **Band 6** £467

Bespoke Back Upholstery:
Band 1 £408 **Band 4** £440
Band 2 £418 **Band 5** £447
Band 3 £428 **Band 6** £457

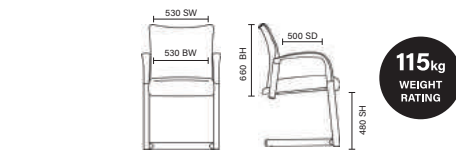
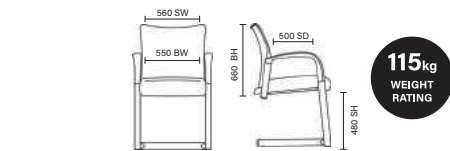
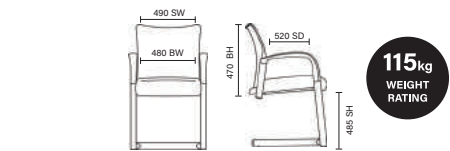
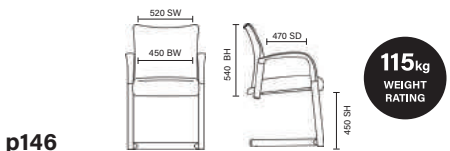
Stock Option RRP £332



Stock Option RRP £303



Stock Option RRP £318



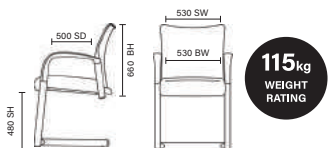
Galloway Fabric

- Upholstered panels for comfort
- Black or blue fabric available
- Matching padded armrests



KC0123
Galloway Blue Fabric

Stock Option RRP £318



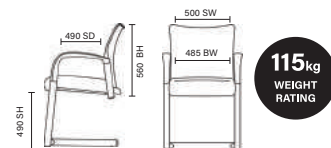
Romeo

- Extra supple leather upholstery
- Flip down space saving feature
- High chrome cantilever frame & arms



BR000125
Romeo Black Leather

Stock Option RRP £293



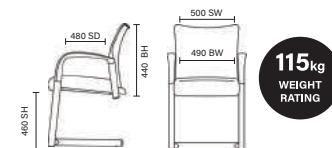
Desire

- Modern and stylish design
- Comfortable deep cushioning
- Chrome with cushioned arm pads



BR000033
Desire Black Leather

Stock Option RRP £312



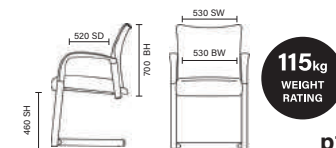
Moore Deluxe

- Extra deep arm pads
- Available in black, brown or white leather
- Padded chrome armrests



KC0152
Moore Deluxe Black Leather

Stock Option RRP £317



Moore Leather

- Bonded black leather
- Matching padded arms
- Comfortable deep cushioning



KC0151
Moore Black Leather

Stock Option RRP £270



Black
Leather

Moore

- Choice of blue or black fabric
- Attractive rouché upholstery
- Matching padded arms



KC0150
Moore Blue Fabric

Stock Option RRP £255



Black
Fabric
Blue
Fabric

Harley Leather

- Soft bonded black leather
- Large padded seat & back
- Simple clean lines



BR000049
Harley Black Leather

Stock Option RRP £210



Black
Leather

Harley Fabric

- Black or blue fabric available
- Large padded seat & back
- Simple clean lines

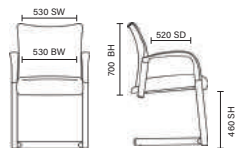


EX000037
Harley Cantilever Blue Fabric With Arms

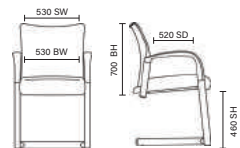
Stock Option RRP £210



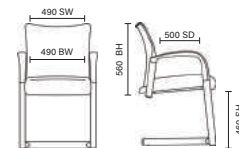
Black
Fabric
Blue
Fabric



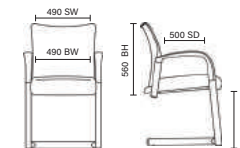
115kg
WEIGHT
RATING



115kg
WEIGHT
RATING



115kg
WEIGHT
RATING



115kg
WEIGHT
RATING

Blitz

- Luxurious bonded leather
- Generously cushioned seat & backrest

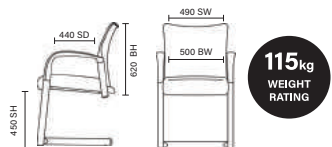


BR000179
Blitz Black Bonded Leather

Stock Option RRP £138



Black
Leather



Academy Fabric

- Extra generous dimensions
- Double curvature seat and back
- Heavy duty frame
- Stackable up to six high

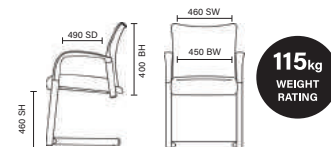


BR000004
Academy Black Fabric

Stock Option RRP £211



Black
Fabric



Academy Bespoke



KCUP0039
Academy Bespoke Maringa Teal

Bespoke Full Upholstery:

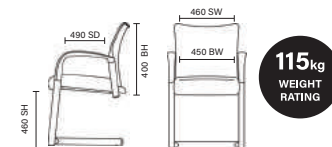
| | | | |
|--------|------|--------|------|
| Band 1 | £327 | Band 4 | £375 |
| Band 2 | £340 | Band 5 | £386 |
| Band 3 | £355 | Band 6 | £402 |

Bespoke Seat Upholstery:

| | | | |
|--------|------|--------|------|
| Band 1 | £267 | Band 4 | £283 |
| Band 2 | £271 | Band 5 | £287 |
| Band 3 | £276 | Band 6 | £292 |

Bespoke Back Upholstery:

| | | | |
|--------|------|--------|------|
| Band 1 | £291 | Band 4 | £325 |
| Band 2 | £302 | Band 5 | £333 |
| Band 3 | £312 | Band 6 | £343 |



Academy Fabric Back With Arms

- Polished chrome frame
- Double curvature seat and back
- Heavy duty frame
- Stackable up to six high

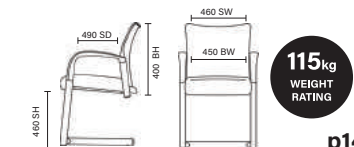


BR000003
Academy Black Fabric with Arms

Stock Option RRP £217



Black
Fabric



Academy

Bespoke With Arms

Academy

- Extra generous dimensions
- Polished chrome frame
- Double curvature seat and back
- Heavy duty frame
- Stackable up to six high

Academy

Bespoke

Academy

With Arms

- Extra generous dimensions
- Polished chrome frame
- Double curvature seat and back
- Stackable up to six high



KCUP0032
Academy Bespoke Tansy Purple Seat & Black Fabric Back with Arms



BR000011
Academy Black Fabric



KCUP0011
Academy Bespoke Seat Stevia Blue



BR000010
Academy Black Fabric with Arms

Bespoke Full Upholstery:

| | | | |
|--------|------|--------|------|
| Band 1 | £335 | Band 4 | £381 |
| Band 2 | £346 | Band 5 | £392 |
| Band 3 | £361 | Band 6 | £408 |

Bespoke Seat Upholstery:

| | | | |
|--------|------|--------|------|
| Band 1 | £273 | Band 4 | £289 |
| Band 2 | £277 | Band 5 | £293 |
| Band 3 | £282 | Band 6 | £298 |

Bespoke Back Upholstery:

| | | | |
|--------|------|--------|------|
| Band 1 | £297 | Band 4 | £331 |
| Band 2 | £308 | Band 5 | £339 |
| Band 3 | £318 | Band 6 | £349 |

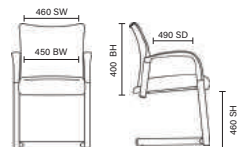
Stock Option RRP £192



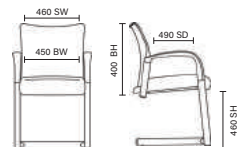
Bespoke Seat Upholstery:

| | | | |
|--------|------|--------|------|
| Band 1 | £227 | Band 4 | £242 |
| Band 2 | £230 | Band 5 | £245 |
| Band 3 | £235 | Band 6 | £251 |

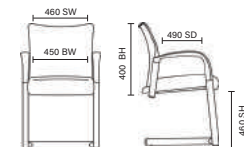
Stock Option RRP £200



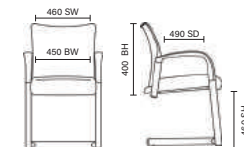
115kg
WEIGHT RATING



115kg
WEIGHT RATING



115kg
WEIGHT RATING




115kg
WEIGHT RATING

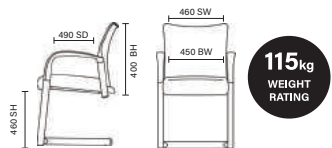
Academy

With Arms Bespoke



KCUP0002
Academy Bespoke Seat Myrrh Green with Arms

| Bespoke Seat Upholstery: | | | | |
|---|--------|------|--------|------|
|  | Band 1 | £234 | Band 4 | £250 |
| | Band 2 | £238 | Band 5 | £253 |
| | Band 3 | £243 | Band 6 | £259 |



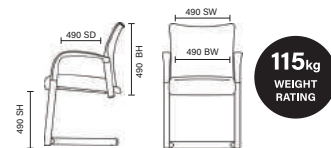
Havanna

- Strong sprung chrome frame
- Soft touch roll-around armrests
- Leather upholstery
- Curved seat and back comfort



BR000050
Havanna Black Leather

Stock Option RRP £234




Havanna


Bespoke

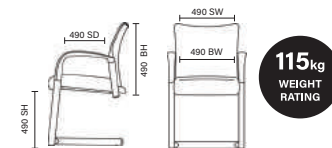


KCUP07214
Havanna Bespoke Bergamot Cherry

| Bespoke Full Upholstery: | | | | |
|---|--------|------|--------|------|
|  | Band 1 | £321 | Band 4 | £376 |
| | Band 2 | £336 | Band 5 | £389 |
| | Band 3 | £354 | Band 6 | £407 |

| Bespoke Seat Upholstery: | | | | |
|---|--------|------|--------|------|
|  | Band 1 | £278 | Band 4 | £315 |
| | Band 2 | £291 | Band 5 | £322 |
| | Band 3 | £302 | Band 6 | £333 |

| Bespoke Back Upholstery: | | | | |
|---|--------|------|--------|------|
|  | Band 1 | £278 | Band 4 | £315 |
| | Band 2 | £291 | Band 5 | £322 |
| | Band 3 | £302 | Band 6 | £333 |



Freedom

- Stacks up to 4 High
- Light, durable & easily washable
- Suitable for outdoors



Charcoal



Green



Mango



Red

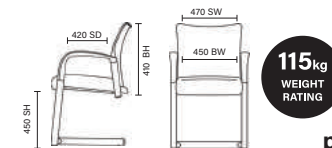


White



Yellow

Stock Option RRP £188



Metro

- Breathable large curved back
- Large cushioned seat
- Stackable



BR000090
Metro Black Fabric & Black Mesh Back

Stock Option RRP £183



Metro Bespoke



KCUP0405
Metro Bespoke Seat Senna Yellow & Black Mesh Back

Bespoke Seat Upholstery:

| | | | |
|---------------|------|---------------|------|
| Band 1 | £208 | Band 4 | £233 |
| Band 2 | £219 | Band 5 | £237 |
| Band 3 | £225 | Band 6 | £243 |

Echo

- Polished chrome frame
- Stacks up to four high
- Supplied fully assembled



BR000037
Echo Red Bonded Leather

Stock Option RRP £185



Brunswick

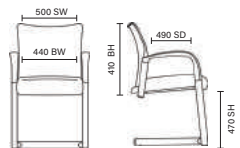
With Chrome Frame

- Curved soft mesh back
- Generously sized
- Stacks up to four high
- Lightweight chrome frame

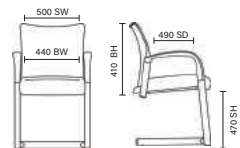


BR000021
Brunswick Chrome Frame & Black Fabric

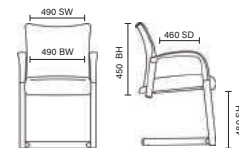
Stock Option RRP £156



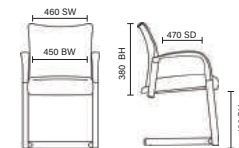
115kg
WEIGHT RATING



115kg
WEIGHT RATING



115kg
WEIGHT RATING



115kg
WEIGHT RATING

Brunswick

Chrome Frame Bespoke Fabric

Brunswick

With Black Frame

- Robust steel frame
- Easy to stack
- Breathable mesh back
- Double curvature deep seat

Brunswick

Black Frame Bespoke Fabric

Brunswick

With Arms Chrome Frame

- Curved soft mesh back
- Generously sized
- Stacks up to four high
- Lightweight chrome frame



KCUP0090
Brunswick Chrome Frame & Bespoke Seat Myrrh Green



BR000020
Brunswick Black Frame & Black Fabric



KCUP0085
Brunswick Black Frame & Bespoke Seat Senna Yellow



BR000025
Brunswick Chrome Frame & Black Fabric with Arms

Bespoke Seat Upholstery:

| | | | |
|--------|------|--------|------|
| Band 1 | £192 | Band 4 | £208 |
| Band 2 | £196 | Band 5 | £212 |
| Band 3 | £201 | Band 6 | £217 |

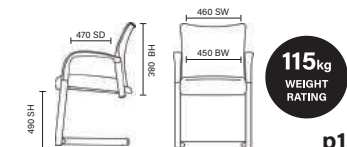
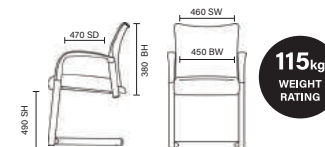
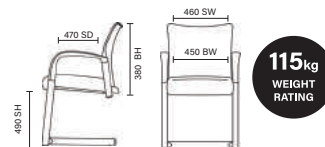
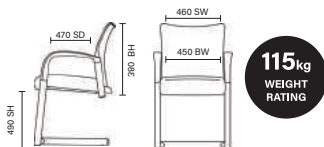
Stock Option RRP £142



Bespoke Seat Upholstery:

| | | | |
|--------|------|--------|------|
| Band 1 | £178 | Band 4 | £194 |
| Band 2 | £182 | Band 5 | £198 |
| Band 3 | £187 | Band 6 | £203 |

Stock Option RRP £163



Brunswick

Chrome Frame Bespoke



KCUP0073
Brunswick Chrome Frame & Bespoke Seat Bergamot Cherry with Arms

Brunswick

With Arms Black Frame

- Robust steel frame
- Easy to stack
- Breathable mesh back
- Double curvature deep seat



BR000024
Brunswick Black Frame & Black Fabric with Arms

Brunswick

With Arms Black Frame Bespoke



KCUP0066
Brunswick Black Frame & Bespoke Seat Myrrh Green with Arms

Madrid With Arms

- Beechwood frame
- Stackable
- Waterfall comfort seat



BR000084
Madrid Black With Arms

Bespoke Seat Upholstery:

| | | | |
|--------|------|--------|------|
| Band 1 | £200 | Band 4 | £215 |
| Band 2 | £203 | Band 5 | £219 |
| Band 3 | £208 | Band 6 | £224 |

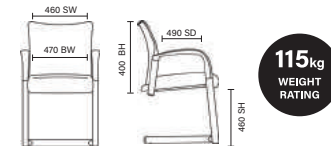
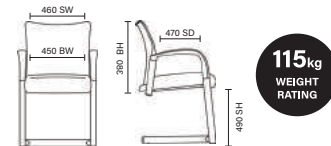
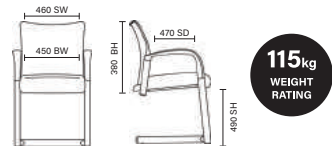
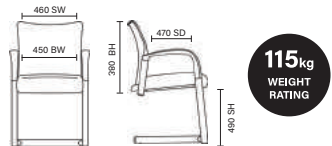
Stock Option RRP £149



Bespoke Seat Upholstery:

| | | | |
|--------|------|--------|------|
| Band 1 | £185 | Band 4 | £201 |
| Band 2 | £189 | Band 5 | £205 |
| Band 3 | £194 | Band 6 | £210 |

Stock Option RRP £137



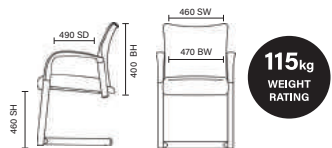
Madrid

- Beechwood frame
- Stackable
- Waterfall comfort seat



BR000087
Madrid Blue

Stock Option RRP £137



Madrid Bespoke



KCUP0400
Madrid Bespoke Tansy Purple

Bespoke Full Upholstery:

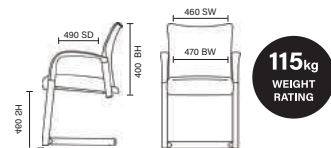
| | | | |
|---------------|------|---------------|------|
| Band 1 | £190 | Band 4 | £221 |
| Band 2 | £198 | Band 5 | £229 |
| Band 3 | £208 | Band 6 | £240 |

Bespoke Seat Upholstery:

| | | | |
|---------------|------|---------------|------|
| Band 1 | £164 | Band 4 | £183 |
| Band 2 | £170 | Band 5 | £188 |
| Band 3 | £176 | Band 6 | £193 |

Bespoke Back Upholstery:

| | | | |
|---------------|------|---------------|------|
| Band 1 | £164 | Band 4 | £183 |
| Band 2 | £170 | Band 5 | £188 |
| Band 3 | £176 | Band 6 | £193 |



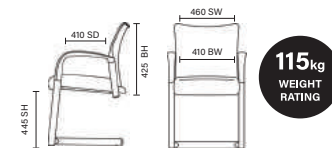
Zulu

- Polished chrome stiletto leg frame
- Hard wearing PVC upholstery
- Stackable up to six high
- Floor protectors



BR000146
Zulu Black Hard PVC

Stock Option RRP £110



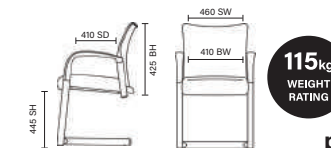
Slide

- Durable poly plastic structure
- Silver finish slide frame
- Vented backrest
- Stacks up to 6 High
- Easy grip handle



BR000132
Slide Black Polypropylene

Stock Option RRP £83



ISO Beech

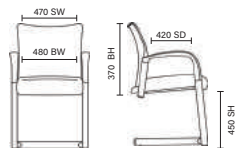
- Stackable up to 12 high
- Curved wooden backrest
- Lightweight robust frame
- Minimum order of 4



BR000066
ISO Chrome Frame & Beech Wood

Stock Option **RRP £80**

| Options | RRP |
|---------------------------|------|
| Linking clip (Page 166) | +£4 |
| Writing tablet (Page 159) | +£43 |
| Arms Set (Page 159) | +£33 |



110kg
WEIGHT RATING

ISO Mesh & Chrome Frame

- Polished chrome robust frame
- Stacks up to 12 high
- Padded seat and ventilated mesh back for comfort
- Minimum order of 4

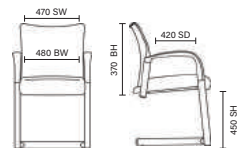


BR000073
ISO Chrome Frame Mesh Back & Black Fabric

Stock Option **RRP £77**



| Options | RRP |
|---------------------------|------|
| Linking clip (Page 166) | +£4 |
| Writing tablet (Page 159) | +£43 |
| Arms Set (Page 159) | +£33 |



110kg
WEIGHT RATING

ISO Mesh Bespoke & Chrome Frame

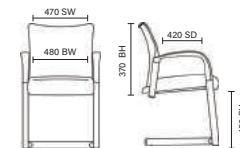


KCUP0317
ISO Chrome Frame & Bespoke Fabric Senna Yellow

Bespoke Seat Upholstery:

| | | | |
|---------------|------|---------------|------|
| Band 1 | £102 | Band 4 | £117 |
| Band 2 | £107 | Band 5 | £121 |
| Band 3 | £112 | Band 6 | £125 |

| Options | RRP |
|---------------------------|------|
| Linking clip (Page 166) | +£4 |
| Writing tablet (Page 159) | +£43 |
| Arms Set (Page 159) | +£33 |



110kg
WEIGHT RATING

ISO Mesh & Black Frame

- Polished chrome robust frame
- Stacks up to 12 high
- Padded seat and ventilated mesh back for comfort
- Minimum order of 4

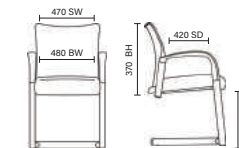


BR000060
ISO Black Frame Mesh Back & Black Fabric

Stock Option **RRP £68**



| Options | RRP |
|---------------------------|------|
| Linking clip (Page 166) | +£4 |
| Writing tablet (Page 159) | +£43 |
| Arms Set (Page 159) | +£33 |



110kg
WEIGHT RATING

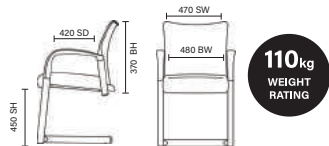
ISO Mesh Bespoke & Black Frame



KCUP0312
ISO Black Frame & Bespoke Fabric Tansy Purple

Bespoke Seat Upholstery:
Band 1 £92 **Band 4** £108
Band 2 £98 **Band 5** £112
Band 3 £103 **Band 6** £116

| Options | RRP |
|---------------------------|------|
| Linking clip (Page 166) | +£4 |
| Writing tablet (Page 159) | +£43 |
| Arms Set (Page 159) | +£33 |



ISO ISO Vinyl & Chrome Frame

- Available in Black or Blue Vinyl
- Stack up to 12 high
- Wipe clean seat and back
- Floor protectors
- Minimum order of 4

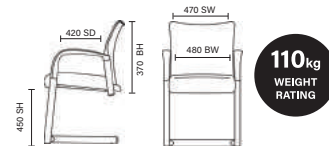


BR000071
ISO Chrome Frame & Black Vinyl

Stock Option RRP £68



| Options | RRP |
|---------------------------|------|
| Linking clip (Page 166) | +£4 |
| Writing tablet (Page 159) | +£43 |
| Arms Set (Page 159) | +£33 |



ISO ISO Vinyl & Black Frame

- Available in Black or Blue Vinyl
- Padded vinyl for additional comfort
- Wipe clean seat and back
- Floor protectors
- Minimum order of 4

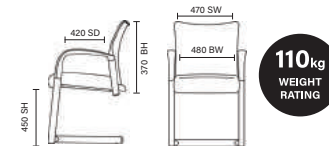


BR000063
ISO Black Frame & Blue Vinyl

Stock Option RRP £60



| Options | RRP |
|---------------------------|------|
| Linking clip (Page 166) | +£4 |
| Writing tablet (Page 159) | +£43 |
| Arms Set (Page 159) | +£33 |



ISO Fabric & Chrome Frame

- Available in black, blue, wine and charcoal as standard
- Stacks up to 12 high
- Lightweight robust frame
- Floor protectors

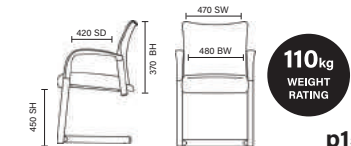


BR000068
ISO Chrome Frame & Blue Fabric

Stock Option RRP £60



| Options | RRP |
|---------------------------|------|
| Linking clip (Page 166) | +£4 |
| Writing tablet (Page 159) | +£43 |
| Arms Set (Page 159) | +£33 |



ISO Bespoke Fabric & Chrome Frame



KCUP0314
ISO Chrome Frame & Bespoke Fabric Myrrh Green

ISO Fabric & Black Frame

- Stacks up to 12 high
- Lightweight robust frame
- Floor protectors

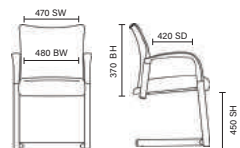


BR000064
ISO Wine Fabric & Black Frame

Stock Option RRP £53



| Options | RRP |
|---------------------------|------|
| Linking clip (Page 166) | +£4 |
| Writing tablet (Page 159) | +£43 |
| Arms Set (Page 159) | +£33 |



110kg
WEIGHT RATING

ISO Bespoke Fabric & Black Frame

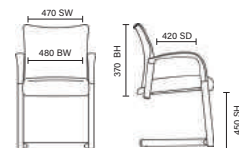


KCUP0306
ISO Black Frame & Bespoke Fabric Myrrh Green

Bespoke Full Upholstery:

| | | | |
|--------|------|--------|------|
| Band 1 | £106 | Band 4 | £133 |
| Band 2 | £113 | Band 5 | £140 |
| Band 3 | £122 | Band 6 | £149 |

| Options | RRP |
|---------------------------|------|
| Linking clip (Page 166) | +£4 |
| Writing tablet (Page 159) | +£43 |
| Arms Set (Page 159) | +£33 |



110kg
WEIGHT RATING

ISO Poly Black Frame

- Easy to wipe clean poly material
- Curved polypropylene seat & back
- Lightweight robust frame
- Stackable up to 12 high

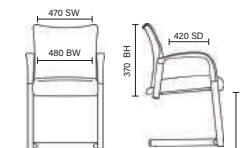


BR000056
ISO Black Poly & Black Frame

Stock Option RRP £50



| Options | RRP |
|---------------------------|------|
| Linking clip (Page 166) | +£4 |
| Writing tablet (Page 159) | +£43 |
| Arms Set (Page 159) | +£33 |



110kg
WEIGHT RATING

ISO Writing Tablet Kit

- Right hand supplied as standard, left hand available on request
- Swivel action ensures table slides away for easy access
- Durable writing surface

ISO Arms set

- Large looped arm
- Easily fitted with under seat fixing
- Shaped with splayed effect for comfort

Banquet

- Strong tube frame
- Stacks to 10 high
- Floor protectors

Polly

- Easy to clean
- One-piece polypropylene
- Stackable up to 12 high



BR000074
ISO Foldaway Writing Tablet Kit

Stock Option **RRP £43**

AC000002
ISO Black Shaped Arm Set

Stock Option **RRP £33**

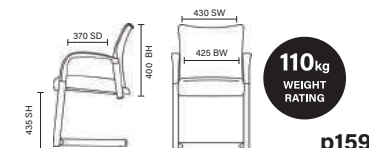
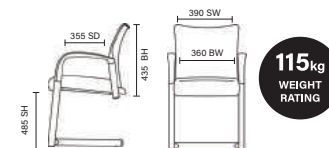
BR000196
Banqueting Black Frame & Black Fabric

Stock Option **RRP £59**



BR000202
Polly Black Polypropylene

Stock Option **RRP £41**



Tulip

- Crafted one-piece seat
- Quality foam used in the seat
- aluminium trumpet base
- Stylish design



BR000133
Tulip Black & Blue Fabric



Stock Option **RRP £963**

Bistro Table & Chairs

- Single piece constructed wooden seat
- Quality PU coated finish
- Pivoting chrome feet for perfect levelling



PNWHT
Parisian Bistro complete set (x4 chairs & x1 table)



Complete Set **RRP £717**

x4 White Chairs Only **RRP £464**

White Table Only **RRP £253**

Berlin Glass Table

- Tempered clear glass top panel
- Stylish chrome frame
- 2 tier frosted glass shelves
- Ideal for reception areas



FR000001
Berlin Glass Table with Chrome Legs

Stock Option **RRP £963**

Neo Twin Tub

- Adjustable feet for floor levelling
- Cushioned seat & backrest for added comfort
- Thick padded arms



BR000105
Neo Black Leather Twin Tub

Neo Single Tub



BR000100
Neo Black Leather Single Tub

Neo Table

| Options | RRP |
|-----------------|------|
| Glass Table Top | +£52 |



BR000096
Neo Black Leather Table



BR000104
Neo Blue Fabric Twin Tub



BR000106
Neo Black Fabric Twin Tub



BR000101
Neo Blue Fabric Single Tub



BR000099
Neo Black Fabric Single Tub



BR000097
Neo Blue Fabric Table



BR000095
Neo Black Fabric Table

Stock Option RRP £615



Stock Option RRP £400



Stock Option RRP £197



Oracle Twin Tub

- Soft bonded leather upholstery
- Perfect for reception & waiting areas
- Large seat dimensions



BR000112
Oracle Twin Tub Black Leather

Oracle Single Tub



BR000108
Oracle Single Tub Black Leather

Oracle Coffee Table



BR000110
Oracle Coffee Table Black Leather



Stock Option **RRP £600**



Stock Option **RRP £388**



Stock Option **RRP £227**



Infinity Corner

- Black bonded soft touch upholstery
- Deep buttoned design
- The modular makes for easy shape building
- Silver subframe



BR000198
Black Leather Corner

Infinity Straight Back



BR000200
Black Leather Straight Back

Infinity Cube



BR000199
Black Leather Cube



Stock Option RRP £418



Black
Leather



Stock Option RRP £388



Black
Leather



Stock Option RRP £244



Black
Leather

WORKSPACE & ACCESSORIES

Creating the right office environment doesn't end with selecting a new chair or choosing another desk.

Your office presents you with a variety of demands. Some are met by personalising a chair so that it gives you precisely the right performance or style required.

Some requirements are more about creating a pleasing space. Plants, coat stands, clocks, trolleys, see-through security lockers and cable management systems for desking can make a huge difference to the look and efficiency of your workspace.

Our selection of accessories and workspace solutions ensure your work environment stays just as you need: pleasurable, efficient and attractive.





Star Base
Page 166



High rise Kit
Page 166



Seat Slide
Page 166



Luna & Eclipse Arms
Page 166



Castors
Page 167



Trollys
Page 167



Plants
Page 167



Cable Management Spine
Page 168



Cable Basket
Page 168



Steel Lockers
Page 168



Clocks
Page 169



Coat Stands
Page 169

WORKSPACE & ACCESSORIES

Star Base & Gaslifts



Black Nylon Base



Chrome Base



GASLIFT9
9" Black Gaslift



GASLIFTCH9
9" Chrome Gaslift

| Name | Code | RRP |
|------------------------|------------|-----|
| Gas Lift 7" Black | GASLIFT7 | £12 |
| Gas Lift 7" Chrome | GASLIFTCH7 | £15 |
| Gas Lift 8" Black | GASLIFT8 | £17 |
| Gas Lift 9" Black | GASLIFT9 | £19 |
| Gas Lift 9" Chrome | GASLIFTCH9 | £20 |
| Gas Lift 11" | GASLIFT11 | £25 |
| Gas Lift 15" | GASLIFT15 | £31 |
| Memory Return Gas Lift | GASLIFT | £31 |

Star Base

| | | |
|--------------------|---|-----|
| 5 Star Chrome Base | - | £45 |
| 5 Star Nylon Base | - | £35 |

Miscellaneous



KC0179
High Rise Kit Complete



AC000037
Seat Slide Mechanism



Air Pump Lumbar Support



AC000038
ISO Linking Clip (Links a pair of any ISO stacking chairs together)

| Name | Code | RRP |
|-------------------------|----------|-----|
| High Rise Kit Complete | KC0179 | £78 |
| Seat Slide | AC000037 | £74 |
| Air Pump Lumbar Support | - | £41 |
| ISO Linking Clip | AC000038 | £4 |

Arms Accessories



OP000164
Eclipse Height Adjustable Arms



OP000163
Eclipse Loop Arms

| Name | Code | RRP |
|--------------------------------|----------|-----|
| Eclipse Height Adjustable Arms | OP000164 | £40 |
| Height Adjustable Arms | - | £42 |
| Eclipse Loop Arms | OP000163 | £24 |
| Luna Height Adjustable Arms | BR000082 | £40 |
| Luna Loop Arms | BR000083 | £25 |

Castors & Glides



BREAKLOADEDCASTORS
Set of castors. Available in different varieties as a set of five



GLIDASET
Set of 5 Glides

- Twin Castors: Our standard castor set
- Break Loaded: Only operates when the user is sitting in the chair
- Break Unloaded: Only operates when the user is not sitting in the chair
- Soft Wheel: Soft tyres that work better on hard wood floors & Vinyl
- Glides: Rubber or plastic feet that provide a protective base

| Name | Code | RRP |
|-----------------------------------|----------------------|-----|
| Castors Brake Loaded (Set of 5) | BREAKLOADEDCASTORS | £16 |
| Castors Brake Unloaded (Set of 5) | BREAKUNLOADEDCASTORS | £16 |
| Twin Wheel Castors (Set of 5) | STANDARDCASTORS | £16 |
| Castors Soft Wheel (Set of 5) | SOFTWHEELCASTORS | £16 |
| Set of Glides | GLIDASET | £16 |

Trolleys



SS0022
Folding Flatbed Trolley



SS0023
Collapsible Trolley



SS0024
Collapsible Small Trolley

| Name | Code | Width | Depth | Height | RRP |
|---------------------------|--------|-------|-------|--------|------|
| Folding Flatbed Trolley | SS0022 | 380 | 910 | 890 | £184 |
| Collapsible Trolley | SS0023 | 190 | 530 | 730 | £359 |
| Collapsible Small Trolley | SS0024 | 405 | 420 | 80 | £75 |

Synthetic Plants



SS0017
Persian Grass Fern



SS0021
Stunning Orchid with Pot



SS0019
Amazon Areca Bamboo Palm



SS0018
Classic Jungle Fern

| Name | Code | Width | Depth | Height | RRP |
|--------------------------|--------|-------|-------|--------|------|
| Persian Grass Fern | SS0017 | 350 | 350 | 350 | £61 |
| Classic Jungle Fern | SS0018 | 350 | 350 | 1100 | £141 |
| Amazon Areca Bamboo Palm | SS0019 | 300 | 600 | 1300 | £179 |
| Purple Lavender with Pot | SS0020 | 300 | 300 | 380 | £116 |
| Stunning Orchid with Pot | SS0021 | 200 | 200 | 630 | £155 |

Cable Systems



SP116G
Black Cable Management Spine




SP116O
White Cable Management Spine

| Name | Code | Width | Depth | Height | RRP |
|-------------------|---------|-------|-------|--------|-----|
| Black Cable Spine | SS0016 | 165 | - | 810 | £65 |
| Grey Cable Spine | SS0016G | 165 | - | 810 | £65 |
| White Cable Spine | SS0016O | 140 | - | 630 | £65 |

Sit-Stand Cable Spine (See page 32 for Sit-Stand desking)

| Name | Code | Width | Depth | Height | RRP |
|-------------------|---------|-------|-------|--------|-----|
| Black Cable Spine | SS1310B | 68 | 36 | 1600 | £70 |
| White Cable Spine | SS1310W | 68 | 36 | 1600 | £70 |



ICB800
Black Cable Management Tray
Fits 800 width Impulse desk

| Code | Fits | Depth | Height | RRP |
|--------|------|-------|--------|-----|
| ICB800 | 800 | 115 | 55 | £56 |
| ICB10 | 1000 | 115 | 55 | £63 |
| ICB12 | 1200 | 115 | 55 | £70 |
| ICB14 | 1400 | 115 | 55 | £78 |
| ICB16 | 1600 | 115 | 55 | £86 |

Steel Security Locker

- Strong coated wire construction
- Total visibility for security checks
- Allows air flow to keep contents ventilated
- Lockable (locks not included)
- Elevated feet to keep contents clear of floors
- Can be easily secured to walls



SS0025
One Door Steel Locker



SS0026
Two Door Steel Locker



SS0027
Four Door Steel Locker



SS0028
Six Door Steel Locker

| Name | Code | Width | Depth | Height | RRP |
|------------------------|--------|-------|-------|--------|------|
| One Door Steel Locker | SS0025 | 305 | 305 | 1980 | £366 |
| Two Door Steel Locker | SS0026 | 305 | 305 | 1980 | £377 |
| Four Door Steel Locker | SS0027 | 305 | 305 | 1980 | £403 |
| Six Door Steel Locker | SS0028 | 305 | 305 | 1980 | £419 |

Clocks

Make sure you keep good time with one of our precision wall clocks - all with clear display and reliability assured.



SS0006
Classic White Clock



SS0007
Contemporary White Clock



SS0008
Blue Acrylic Clock



SS0009
Red Acrylic Clock



SS0010
Silver Acrylic Clock



SS0011
Simplicity Aluminum Clock



SS0012
Designer Clock



SS0013
Radio Controlled Grey Clock



SS0014
Radio Controlled Silver Clock

| Name | Code | Width | Depth | Height | RRP |
|-------------------------------|--------|-------|-------|--------|-----|
| Classic White Clock | SS0006 | 11" | - | 11" | £30 |
| Contemporary White Clock | SS0007 | 16.5" | - | 16.5" | £51 |
| Blue Acrylic Clock | SS0008 | 10.5" | - | 10.5" | £37 |
| Red Acrylic Clock | SS0009 | 10.5" | - | 10.5" | £37 |
| Silver Acrylic Clock | SS0010 | 10.5" | - | 10.5" | £37 |
| Simplicity Aluminum Clock | SS0011 | 12.5" | - | 12.5" | £43 |
| Designer Clock | SS0012 | 12.5" | - | 12.5" | £60 |
| Radio Controlled Grey Clock | SS0013 | 12.5" | - | 12.5" | £54 |
| Radio Controlled Silver Clock | SS0014 | 12.5" | - | 12.5" | £54 |

Coat Stands

Keep coats and jackets tidy with these stylish coat stands.



SS0001
Classic Silver Coat Stand



SS0002
Revolving Coat Stand



SS0003
City Coat Stand



SS0004
Executive Coat Stand



BN01
Bremen Coat Stand

| Name | Code | Width | Depth | Height | RRP |
|------------------------------|--------|-------|-------|--------|------|
| Classic Silver Coat Stand | SS0001 | 380 | 380 | 1870 | £114 |
| Revolving Coat Stand | SS0002 | 380 | 380 | 1840 | £120 |
| City Coat Stand | SS0003 | 380 | 380 | 1780 | £130 |
| Executive Coat Stand | SS0004 | 380 | 380 | 1890 | £156 |
| Bremen Coat Stand | BN01 | 380 | 380 | 1890 | £132 |
| Space Saver 5 Hook Coat Rail | SS0005 | 200 | 620 | 90 | £70 |



SS0005
Space Saver 5 Hook Coat Rail

BESPOKE UPHOLSTERY SERVICE



BERGAMOT CHERRY

GINSENG CHILLI

TABASCO RED

MYRRH GREEN

MARINGA TEAL

TANSY PURPLE

STEVIA BLUE

SENNA YELLOW

VIBRANT TEXTILES And Fast Track Fabrics


Our upholstery studio utilises the skills of machinists and upholsterers to create exciting bespoke covered versions of the outstanding seating and screen products we produce.

It gives you access to hundreds of different shades, weaves and fabric types. Many end-users now specify non-standard fabric options to reflect company branding, denote different work areas within an organisation or just out of a personal preference to express themselves and upgrade.

Our fabric options are available for a quick turnaround and elevate our products to an even higher status with a more distinctive look and feel.



Our skilled in-house machinists have many years of upholstery experience to enable them to create exceptional work.



Attention to detail gives our upholstery work a distinctive high-quality appeal.

| MATERIAL NAME | B1 | B2 | B3 | B4 | B5 | B6 | WOOL PERCENTAGE | BS 7176 Medium Hazard |
|-----------------------|----|----|----|----|----|----|--|-----------------------|
| Citadel | . | | | | | | 100% FR Polypropylene | |
| Era | . | | | | | | 100% Polyester | |
| Phoenix | . | | | | | | 100% Polyester | |
| Rivet | . | | | | | | 100% Repreve® Recycled Polyester | |
| Advantage | | . | | | | | 60% Polypropylene, 30% Wool, 10% Viscose | |
| Canopy | | . | | | | | 100% Polyester | |
| Château | | . | | | | | 100% FR Polypropylene | |
| Figaro | | . | | | | | 85% Polyvinyl Chloride, 13% Cotton, 2% Polyurethane | Yes |
| Gravity | | . | | | | | 100% Polyester | |
| Manhattan | | . | | | | | 100% Recycled Polyester | |
| Sprint | | . | | | | | 100% Polyester | |
| Urban | | . | | | | | 100% Recycled FR Polyester | Yes |
| Velocity | | . | | | | | 100% Polyester | |
| Vita | | . | | | | | Surface: 98.5% PVC, 1.5% PU Substrate: 50% Polyester, 50% Cotton | Yes |
| X2 | | . | | | | | 100% Recycled FR Polyester | Yes |
| Xtreme | | . | | | | | 100% Recycled FR Polyester | Yes |
| Aspect | | | . | | | | 75% Trevira CS® FR Polyester, 25% Polyester | Yes |
| Halcyon Linden | | | . | | | | 100% Polyester with TriOnyx backcoat | Yes |
| Honeycomb | | | . | | | | 100% Recycled Polyester | |
| Main Line Flax | | | . | | | | 70% Virgin Wool, 30% Flax | Yes |
| Main Line Plus | | | . | | | | 67% Wool, 20% FR Viscose, 13% Viscose | Yes |
| Marvel | | | . | | | | Surface: 100% Polyurethane Substrate: 65% Polyester, 35% Cotton | Yes |
| Patina | | | . | | | | 69% Wool, 22% Flax, 8% Polyamide, 1% Viscose | Yes |
| Xtreme CS | | | . | | | | 100% Trevira CS® FR Polyester | |
| 24/7 Flax | | | | . | | | 50% Polyamide, 30% Wool, 20% Flax | Yes |
| 24/7+ | | | | . | | | 50% Polyamide, 33% Wool, 10% FR Viscose, 7% Viscose | Yes |
| Halcyon Aspen | | | | . | | | 100% Polyester with TriOnyx backcoat | Yes |
| Halcyon Blossom | | | | . | | | 100% Polyester with TriOnyx backcoat | Yes |
| Halcyon Cedar | | | | . | | | 100% Polyester with TriOnyx backcoat | Yes |
| Halcyon Poplar | | | | . | | | 100% Polyester with TriOnyx backcoat | Yes |
| Hemp | | | | . | | | 60% Virgin Wool, 40% True Hemp | Yes |
| Hi-Tech | | | | . | | | 60% Polypropylene, 29% Wool, 10% Viscose, 1% Carbon Fibre | |
| Intervene Plain | | | | . | | | 100% Recycled Polyester with TriOnyx backcoat | Yes |
| Intervene Texture | | | | . | | | 100% Recycled Polyester with TriOnyx backcoat | Yes |
| Landscape Balance | | | | . | | | 95% Virgin Wool, 5% Polyamide | Yes +FR |
| Landscape Contact | | | | . | | | 95% Virgin Wool, 5% Polyamide | Yes +FR |
| Landscape Synergy | | | | . | | | 95% Virgin Wool, 5% Polyamide | Yes +FR |
| Synergy | | | | . | | | 95% Virgin Wool, 5% Polyamide | Yes +FR |
| Aquarius | | | | | . | | 100% Virgin Wool | Yes +FR |
| Blazer | | | | | . | | 100% Virgin Wool | Yes +FR |
| Hebden | | | | | . | | 60% Virgin Wool, 40% True Hemp | Yes |
| Main Line Flax Stripe | | | | | . | | 70% Virgin Wool, 30% Flax | Yes |
| Oxygen | | | | | . | | 90% Virgin Wool, 10% Polyamide | Yes +FR |
| Silk | | | | | . | | 67% Wool, 22% Flax, 11% Silk | Yes |
| Track | | | | | . | | 100% Trevira CS® FR Polyester | Yes |
| Trail | | | | | . | | 100% Trevira CS® FR Polyester | Yes |
| Acrobat | | | | | | . | 100% High Tenacity Polyester | |
| Century | | | | | | . | 77% Wool, 13% Recycled Jute, 10% Polyamide | Yes |
| Code | | | | | | . | 85% Virgin Wool, 15% Polyamide | Yes +FR |
| Craggan | | | | | | . | 100% Virgin Wool | Yes |
| Craggan Flax | | | | | | . | 85% Virgin Wool, 10% Flax, 5% Polyamide | |
| Individuo | | | | | | . | 95% Virgin Wool, 5% Polyamide | Yes +FR |
| Stripes | | | | | | . | 95% Virgin Wool, 5% Polyamide | Yes |

Camira Range Fabric Guide

Fabric:

Our primary partner is Camira Fabrics who are one of the world's leading manufacturers of fabrics for commercial interiors market from their base in Yorkshire, England. They make more than eight million metres of fabric a year and are registered to ISO 9001 and 14001 standards.

The popular Fast Track textiles selection features eight of Camira's best-selling options from the Phoenix and Xtreme ranges. Phoenix (prefixed YP) is a 100% polyester heavy-duty material 10 years guaranteed and rated to up to 100,000 Martindale rub testing. It has EN1221 Cigarette and Match flammability rating and BS 7176 low hazard rating.

| Dynamic fabric name | Camira name/code |
|---------------------|-------------------------|
| Bergamot Cherry | Belize YP105 |
| Ginseng Chilli | Guyana YP051 |
| Tabasco Red | Tortuga YS168 |
| Myrrh Green | Madura YS156 |
| Maringa Teal | Montserrat YP011 |
| Tansy Purple | Tarot YP084 |
| Stevia Blue | Scuba YP082 |
| Senna Yellow | Solano YP110 |

Xtreme (prefixed YS) is a 100% recycled flame retardant polyester fabric It is guaranteed for 10 years and certified to 100,000 Martindale rub cycles. It is rated to EN 1021 – 1 Cigarette, EN 1021 – 2 Match and BS 5852 Ignition Source 5.

Our new Agile Office range of soft seating (separate brochure) features Camira's best-selling Era range of subtle, two-tone baby herringbone weave as an entry-level option. The fabrics are highly rated with a 10-year guarantee certified to 100,000 Martindale rub cycles. It is rated to EN 1021 – 1 Cigarette, EN 1021 – 2 Match and BS 7176 Low Hazard flammability.

We can upholster in any other Camira fabric including sumptuous 100% virgin wool weaves such as Craggan and Blazer, earth naturals such as Nettle Nomad and designer favourites like Contact and Synergy. You can view them all online on www.camirafabrics.com/fabrics-and-samples

Camira Fabric Samples


Fast Track



Xtreme



X2



Blazer



CUZ1W NEWCASTLE



CUZ1R PLYMOUTH



CUZ1L NEWPORT



CUZ39 GOLDSMITH



CUZ32 BANBRIDGE




CUZ30 SILCOATES



CUZ62 GLENALMOND



CUZ02 ASTON



CUZ1K CAMPHILL



CUZ63 HANDCROSS




CUZ1X ST MARTIN



CUZ28 SILVERDALE

Rivet




EGL09 MOLTEN



EGL15 FERROUS




EGL03 WIRE




EGL34 HEMLOCK




EGL14 COPPER




EGL10 SPARK



EGL05 ALLOY




EGL31 OLIVE



EGL23 QUENCH



EGL16 PRIME



EGL08 FUSE




EGL27 HAMMER




EGL01 VITREOUS



EGL24 CRUCIBLE



EGL48 DEEP SEA



EGL37 CHARCOAL

Macflex Range Fabric Guide

Our first line vinyl supplier is the family-run Macflex international. We stock a large range of their contract vinyls and can access others immediately.

Vinyls covering educational, commercial, leisure, public seating and hospitality. There are also specialist wipe-clean vinyls for industrial and heavy-duty use, and fabrics for healthcare and similar areas that feature an antibacterial/antifungal treatment.

You can view the ranges and certifications at www.macflex.com/contract-upholstery

| MATERIAL NAME | B1 | B2 | B3 | B4 | B5 | B6 | COMPOSITION | RATING |
|---------------|----|----|----|----|----|----|---|-------------------------------|
| Alvor | • | | | | | | PVC 90% Cotton 5% Polyester 5% | CRIB 5 |
| Oporto | • | | | | | | 90% PVC 10% Polycotton | BS 5820 0 + 1 |
| Tavira | • | | | | | | Not Specified | BS 5852 0 + 1 |
| Delta | | • | | | | | 83% PVC 17% CO/PES | CRIB 5 SANIPROOFED |
| Estoril | | • | | | | | PVC 83% PU 2% Viscose 5% PES 10% | CRIB 5 SANIPROOFED |
| Garbe | | • | | | | | 88% PVC 12% poly/cotton | CRIB 5 SANIPROOFED, UV STABLE |
| Portus | | • | | | | | 90% PVC 10% polycotton | CRIB 5 SANIPROOFED, UV STABLE |
| Savanna | | • | | | | | 90% PVC 10% polycotton | CRIB 5 SANIPROOFED |
| Sintra | | • | | | | | 90% PVC 10% polyester | CRIB 5 SANIPROOFED |
| Ostrich | | | • | | | | 1.5% PU, 70.5% PVC 2% Polyester, 26% Cotton | CRIB 5 SANIPROOFED |

Macflex Fabric Samples



The products in this catalogue are all supplied by the UK's leading distributor and manufacturer of office furniture, seating and other office interiors products, Dynamic Office Solutions.

We only work with companies who can provide proven end-user consumers with exceptional value, service and support.

No matter what the issue, Dynamic and our reseller dealers adopt a 'can do' approach to problem solving and customer support. It is why we have the mantra "Make It Happen" at our heart.

Product – Many of our products are unique concepts created by the Dynamic design studio headed up by Chief Designer Lars Overbey. Others have been developed by our engineers Liu Wei, Aleksander Wojcik and Phil Motley. All products have one thing in common. They provide an outstanding mix of quality, performance and value.

Pricing – We never lose sight that achieving best value is crucial to our end-users. That does not always mean they are swayed to buy the cheapest; but that the money they invest is rewarded with all the qualities they expect.

Speed – Dynamic has one of the largest furniture and seating stockholdings in the UK. It means we are able to provide an express delivery service.

Service – Buying a piece of furniture, or a new chair, is a personal decision. Our vast choice gives plenty of opportunities to pick the product that is right for you, and your budget. Your dealer knows the Dynamic range and is skilled at recommending the right solution from our ranges for you.

Bespoke textiles – Increasingly people want an individual look. Our upholstery studio can bespoke most of our chairs in a fabric of your choice.

Delivery & installation – We have teams of installation specialists who can deliver and install your furniture and seating. They will unwrap products, assemble, put into place and remove all packaging before getting a customer satisfaction sign off.

Good2Go – Our swivel chairs arrive flat packed and ready for minimal assembly. If you prefer we can pre- assemble the chair, conduct a final quality assurance check, and delivered ready for use.

Sample service – We offer a sample service to help decide on a chair, particularly when they are in the higher spend bracket. Our service allows you to have a chair for a few days to try it out before we collect it for a return to our warehouse. All we ask is that the chair is not damaged and returned as new as you would when sampling a pair of shoes.

Videos – Some of our products have videos to help show the simple assembly; and how all the functions work. We can supply as you need.




Ask for our unique visual communications catalogue of high quality Franken products covering whiteboards, flipcharts, easels, display cases, planners, screens and glass boards.



Dynamic is proud to be a member of FIRA - The Furniture Industry Research Association.

All our products are aligned with the FIRA goals to achieve technical excellence in product design, manufacture and supply.





 **dynamic**
office solutions

The information contained here does not form part of a contract. Our policy is one of continuous product and service development. We reserve the right to alter specifications, services and prices without prior notice. The company accepts no responsibility for any errors or omissions in our communications. E&OE exist all the time. Full trading terms and conditions are available on request. colours printed may be slightly different to final product.