



24hr & Ergonomic

24 hour seating is designed and manufactured for use in the extreme environments. Our posture range of chairs ensure the users have the maximum variety of adjustability to suite the uniqueness of the individual



HEAVY DUTY  **USAGE**

24 HOUR & ERGONOMIC



Zeus

24hr Leather faced task chair

Code	Description
ZEU300K2	Task chair

- High back multifunctional task chair
- Soft padded height adjustable arms
- Triple paddle multifunctional mechanism
- Black nylon base
- Certified to EN5459
- Tested to contract use
- 24hr usage



mechanisms								dimensions	Overall depth	Overall width	Back width	Back height	Seat height	Seat depth	Seat width	Hours usage	Weight capacity
	Gas lift adjustment	Weight tension control	Height adjustable arms	Seat depth adjustment	Back height adjustment	Back rake (tilt) adjustment	Independent seat tilt adjustment		665	670	490	685	480-570	460	525	24	150kg



 **Finish**
Black leather faced

Mode 200

Contract manager chair

Code	Description
MOD201	Medium back chair

- Medium back
- Adjustable back height
- Tested to contract use
- 24 hr usage
- Certified to EN5459
- Gas lift to 150kg
- Crib 5 fabric and foam
- Chrome 5 star base
- Padded arms



Mode 400

Contract high back managers chair

Code	Description
MOD401	High back chair

- High back
- Extra Large seat and back posture chair
- Lumbar support
- Chrome base
- Padded arms
- Design copyright protected
- Tested to contract use
- 24 hr usage
- Certified to EN5459
- Gas lift to 150kg
- Crib 5 fabric and foam



mechanisms							dimensions	Mode 200									
	Gas lift adjustment	Height adjustable arms	Synchro seat & back tilt lockable options	Seat depth adjustment	Back height adjustment	Weight tension control		Overall depth	Overall width	Back width	Back height	Seat height	Seat depth	Seat width	Hours usage	Weight capacity	
									615-740	625	470	535	460-550	470	480	24	150kg
									Mode 400								
									Overall depth	Overall width	Back width	Back height	Seat height	Seat depth	Seat width	Hours usage	Weight capacity
									685-805	650	515	660	465-555	470	520	24	150kg



HEAVY DUTY  **USAGE**

Stock fabrics
In stock ready to deliver



Blue
(B)



Black
(K)

Senza Ergo

Extra high back

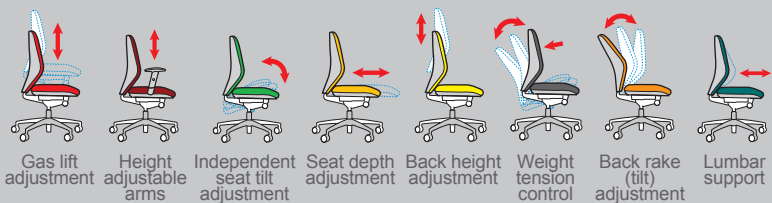


Code	Description
SXERGOA	PCB - Adjustable arms
SXERGOB	Asynchro - Adjustable arms



- Ergonomic design
- Lumbar pump
- Seat slide
- Chrome base
- CMHR foam
- Ratchet back
- User weight tension control
- Adjustable soft padded arms
- Complies to BS5459-2:2000
- 150kg gas lift
- Soft padded adjustable arms

mechanisms




dimensions

Overall depth	Overall width	Back width	Back height	Seat height	Seat depth	Seat width	Hours usage	Weight capacity
650	670	450	600	470-600	500	520	8	150kg



HEAVY DUTY  **USAGE**

Made to Order
Bands A,B & C See pages 266-276



Jota Ergo

Extra high back



Code	Description
JXERGOA	PCB - Adjustable arms
JXERGOB	Asynchro - Adjustable arms



- Ergonomic design
- Lumbar pump
- Seat slide
- Chrome base
- CMHR foam
- Ratchet back
- User weight tension control
- Adjustable soft padded arms
- Complys to BS5459-2:2000
- 150kg gas lift
- Soft padded adjustable arms

mechanisms									dimensions	
	Gas lift adjustment	Height adjustable arms	Independent seat tilt adjustment	Seat depth adjustment	Back height adjustment	Weight tension control	Back rake (tilt) adjustment	Lumbar support		
	Overall depth	Overall width	Back width	Back height	Seat height	Seat depth	Seat width	Hours usage		Weight capacity
	650	680	450	590	470-600	500	520	8		150kg



HEAVY DUTY  **USAGE**

Made to Order
Bands A,B & C See pages 266-276



Cornwall


Multi functional operator chair

Code	Description
CWL300K2	Operator chair

- Ergonomic full back
- Waterfall seat
- Sculptured seat and back
- Soft padded arms
- Seat slide
- Adjustable back
- Gas lift to 150kg



Stock fabrics
In stock ready to deliver



mechanisms																
	Gas lift adjustment	Height adjustable arms	Seat depth adjustment	Back rake (tilt) adjustment	Independent seat tilt adjustment	Back height adjustment										
							dimensions	Overall depth	Overall width	Back width	Back height	Seat height	Seat depth	Seat width	Hours usage	Weight capacity
								740	660	470	570	445-535	505	470	8	150kg

Mode 100

Contract operator chair

Code	Description
MOD101	Medium back chair

- Medium back
- 3 Lever mechanism
- Adjustable back height
- Adjustable arms
- Tested to contract use
- 24 hr usage
- Certified to EN5459
- Gas lift to 150kg
- Crib 5 fabric and foam
- Black nylon base
- Padded arms



24 HOUR & ERGONOMIC



MOD101-BU




MOD101-B



MOD101-K

Stock fabrics

In stock ready to deliver



mechanisms	mechanisms						dimensions								
	Gas lift adjustment	Independent seat tilt adjustment	Height adjustable arms	Back rake (tilt) adjustment	Seat depth adjustment	Back height adjustment	Overall depth	Overall width	Back width	Back height	Seat height	Seat depth	Seat width	Hours usage	Weight capacity
							640-940	630	460	450	455-545	455	485	24	150kg