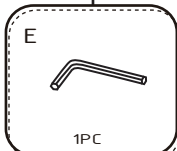
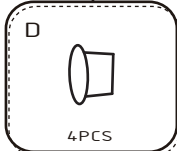
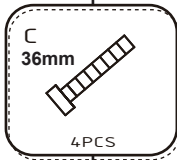
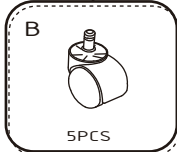
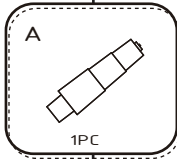

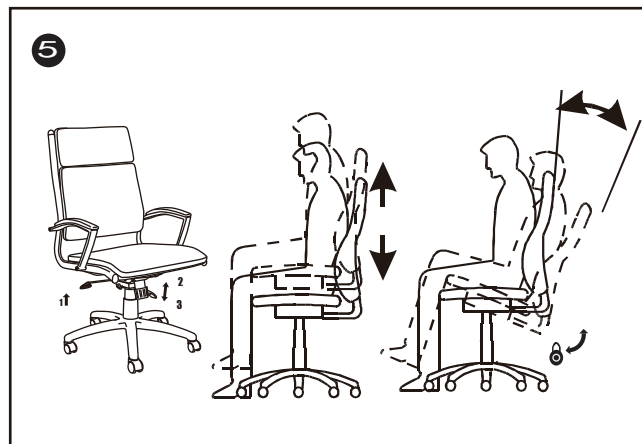
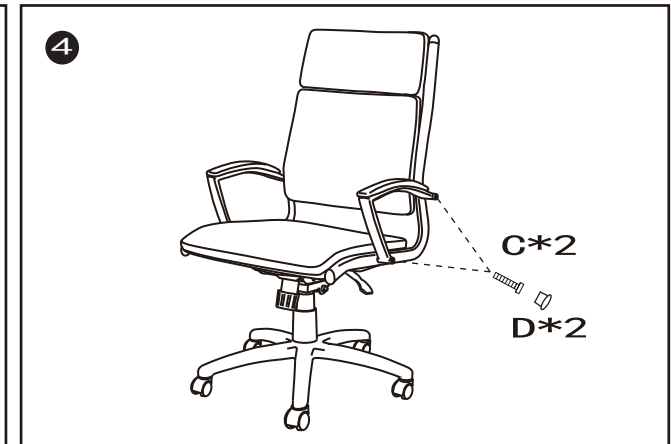
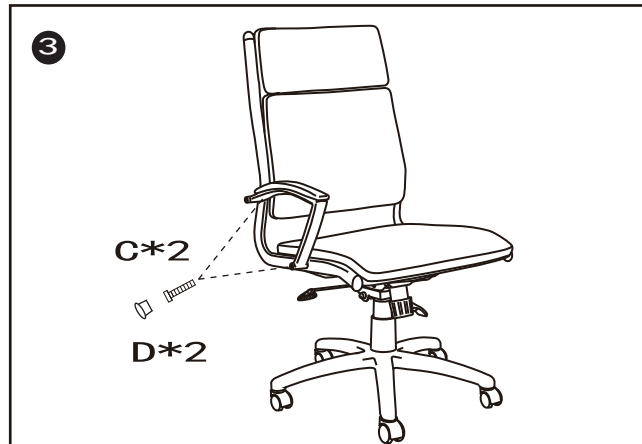
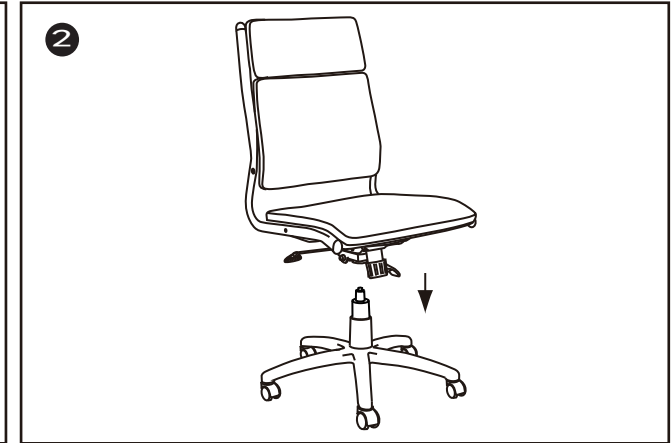
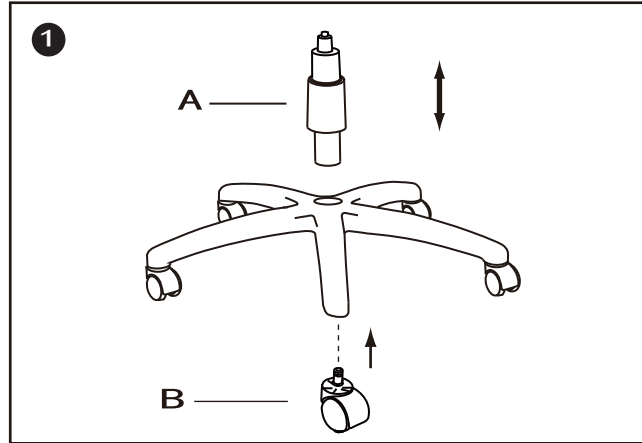


ASSEMBLY INSTRUCTIONS



dams  **FLO300T1**

Do not tighten bolts fully until you have completed assembly.
Please note the fixing screws are located in their fixing points if not found in the parts bag.
Should you require any assistance in assembling your goods please contact customer services on 0151 548 7111 between 9am/4:30pm.



WARNING

- DO NOT STAND ON THIS CHAIR DO NOT USE THIS CHAIR AS STEP LADDER
- USE THIS PRODUCT ONLY FOR SEATING ONE PERSON AT A TIME
- DO NOT USE THIS CHAIR UNLESS ALL BOLTS SCREWS AND KNOBS ARE FIRMLY SECURED
- AT LEAST EVERY 4 MONTHS ,CHECK ALL BOLTS , SCREWS AND KNOBS TO BE SURE THEY ARE TIGHT
- IF PARTS ARE MISSING, BROKEN, DAMAGED OR WORN, STOP USE OF THIS PRODUCT UNTIL REPAIRS ARE MADE USING FACTORY AUTHORISED PARTS
- FAILURE TO FOLLOW THESE WARNINGS COULD RESULT IN SERIOUS INJURY