

Maestro 25 PL

Commercial desking - Panel leg



About Maestro 25 PL

Maestro 25 PL is a traditional panel end desk design comprising of 25mm thick MFC desk tops and panel end legs. Maestro 25 PL is available from stock for immediate delivery in a choice of five colour finishes and comes with an 8 year manufacturers guarantee.

“traditional panel end desk design...”



Maestro 25 PL Panel leg slab design



Details & Features



Panel End Leg

Manufactured from 25mm MFC with 2mm ABS edging, 18mm MFC modesty panel. Leg complete with adjustable feet.



Screens

Choice of screen styles, sizes and colours complement the range.

PG 128-131



Storage

A wide range of contemporary storage accompanies this range to suit all office environments.

PG 96-105



Seating

Our selection of operator seating can be found in our seating section.

PG 190-227

Finish Options

Colours available in Beech, Maple and Oak. Please add suffix when ordering eg. MW8 in Beech = MW8B



Beech (B)



Maple (M)



Oak (O)



White (WH)




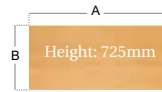
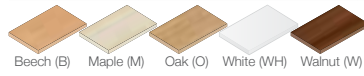
Walnut (W)



Maestro 25 PL Panel leg

Straight Desk

CODE	A	B
MW8	800	800
MW10	1000	800
MW12	1200	800
MW14	1400	800
MW16	1600	800
MW18	1800	800



- Traditional Panel End design
- Two cable access ports
- MW8 has single cable access port
- 25mm thick top

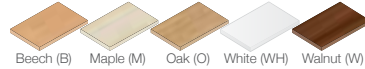
Straight Desk with 2 Drawer Pedestal + Silver Handles



- Traditional Panel End design
- Two cable access ports
- Fixed 2 drawer lockable pedestal
- Accepts A4 & foolscap files
- Pedestal can be fitted to left or right hand
- 25mm thick top and leg



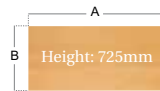
CODE	A	B
M2W12P2	1200	800
M2W14P2	1400	800
M2W16P2	1600	800
M2W18P2	1800	800



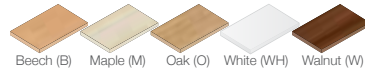
Straight Desk with 3 Drawer Pedestal + Silver Handles



- Traditional Panel End design
- Two cable access ports
- Fixed 3 drawer lockable pedestal
- Pedestal can be fitted to left or right hand
- 25mm thick top and leg



CODE	A	B
M2W12P3	1200	800
M2W14P3	1400	800
M2W16P3	1600	800
M2W18P3	1800	800



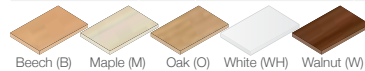
Straight Desk with 2 + 2 Drawer Pedestals + Silver Handles



- Traditional Panel End design
- Two cable access ports
- Fixed double 2 drawer lockable pedestals
- Accepts A4 & foolscap files
- 25mm thick top and leg



CODE	A	B
M2W16P22	1600	800
M2W18P22	1800	800



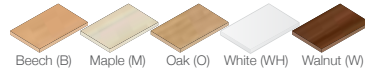
Straight Desk with 2 + 3 Drawer Pedestals + Silver Handles



- Traditional Panel End design
- Two cable access ports
- Fixed 2 and 3 drawer lockable pedestals
- Accepts A4 & foolscap files
- 25mm thick top and leg



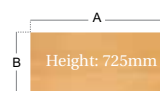
CODE	A	B
M2W16P23	1600	800
M2W18P23	1800	800



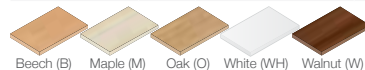
Straight Desk with 3 + 3 Drawer Pedestals + Silver Handles



- Traditional Panel End design
- Two cable access ports
- Fixed double 3 drawer lockable pedestals
- 25mm thick top and leg



CODE	A	B
M2W16P33	1600	800
M2W18P33	1800	800

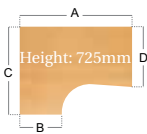


Maestro 25 PL Panel leg

Left Hand Ergonomic Desk



- Traditional Panel End design
- Two cable access ports
- Accepts one fixed pedestal on 800mm end
- 25mm thick top and leg



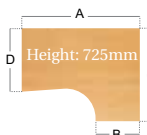
CODE	A	B	C	D
25WEL16	1600	600	1200	800
25WEL18	1800	600	1200	800



Right Hand Ergonomic Desk



- Traditional Panel End design
- Two cable access ports
- Accepts one fixed pedestal on 800mm end
- 25mm thick top and leg



CODE	A	B	C	D
25WER16	1600	600	1200	800
25WER18	1800	600	1200	800



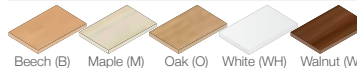
Left Hand Wave Desk



- Traditional Panel End design
- Two cable access ports
- Accepts one fixed pedestal on 800mm end
- 25mm thick top and leg



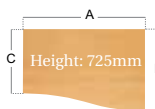
CODE	A	B	C
25WWL12	1200	990	800
25WWL14	1400	990	800
25WWL16	1600	990	800



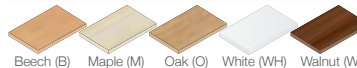
Right Hand Wave Desk



- Traditional Panel End design
- Two cable access ports
- Accepts one fixed pedestal on 800mm end
- 25mm thick top and leg



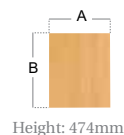
CODE	A	B	C
25WWR12	1200	990	800
25WWR14	1400	990	800
25WWR16	1600	990	800



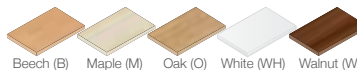
2 and 3 Drawer Fixed Pedestals



- R2F with 1 filing & 1 shallow drawer
- Lockable
- Accepts both A4 & foolscap files
- Castors
- R3F with 3 shallow drawers
- Castors



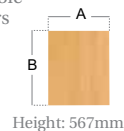
CODE	A	B	DRAWERS
R2F	416	590	2 Drawers
R3F	416	590	3 Drawers



2 and 3 Drawer Mobile Pedestals



- R2M 1 filing drawer & 1 shallow drawer
- Accepts both A4 & foolscap Files
- Lockable
- Castors
- R3M with 3 shallow drawers
- Lockable
- Castors



CODE	A	B	DRAWERS
R2M	426	600	2 Drawers
R3M	426	600	3 Drawers

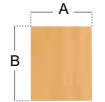


Maestro 25 PL Panel leg / Storage

Desk High Pedestal

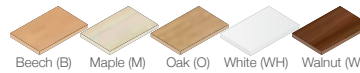


- 2 shallow and 1 filing drawer
- Accepts both A4 & foolscap files
- Lockable



Height: 725mm

CODE	A	B
R25DH6	426	600
R25DH8	426	800

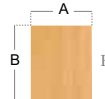


Slim Line and Tall Mobile Pedestals



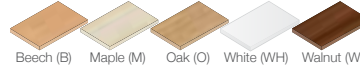
- TMNP Tall Narrow width pedestal
- 2 shallow and 1 filing drawer
- Lockable
- Castors

- TMP 2 shallow and 1 filing drawer
- Tall mobile pedestal
- Accepts both A4 & foolscap Files
- Lockable
- Castors



Height: 630mm

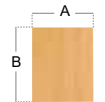
CODE	A	B	DRAWERS
TNMP	300	600	3 Drawers
TMP	426	600	3 Drawers



2 and 3 Drawer Deluxe Mobile Pedestals

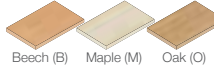


- With metalbox drawer
- Solid 18mm drawer base
- DMP2 with 1 shallow, 1 filing drawer
- DMP3 with 3 shallow drawers
- Fully locking
- DMP2 accepts both A4 & foolscap files
- Handles optional



Height: 609mm

CODE	A	B	DRAWERS
DMP2	426	600	2 Drawers
DMP3	426	600	3 Drawers



CODE	QUANTITY
CH2	2 Handles
CH3	3 Handles

Finish: Matt Nickel (Zinc Alloy)

Bow Handles



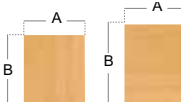
Add stylish handles.
CH2 used on DMP2
CH3 Used on DMP3

3 Drawer Desk High Deluxe Pedestal



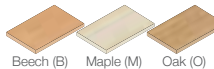
- Fully locking
- Metalbox drawer surrounds
- 18mm solid drawer base
- Accepts both A4 & foolscap files
- Handles optional
- 2 shallow and 1 filing drawer

P63: 600mm deep, designed to fit at 600mm side of ergonomic desk.
P83: 800mm deep, designed to fit alongside all 800mm deep desks.



Height: 725mm

CODE	A	B
P63	426	600
P83	426	800



CODE	QUANTITY
CH3	3 Handles

Finish: Matt Nickel (Zinc Alloy)

Bow Handles



Customise your pedestals with these stylish handles.

Optional handles



CH Handle Standard



PD Handle



CTR Handle



BH Handle

CODE	DESCRIPTION
CH	Bow handle
PD	Polker Dot handle
CTR	Square handle
BH	Tubular handle

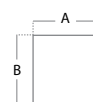
All handles have the same fixings and can be used to replace existing handles to change the look of the office. All handles are metal. 96mm hole centres.

CH Handles supplied as standard on all cupboards excluding SoHo ranges.

3 Drawer Mobile Steel Pedestal



- Fully locking
- Accepts both A4 & foolscap files
- 1 filing and 2 shallow drawers
- With castors
- Ball bearing runners
- 5th castor on drawer front for anti-tilt
- Front castors have brake lock



Height: 565mm

CODE	A	B
MP3	391	545

