

# Adapt II

Commercial desking



## About Adapt II

Adapt II offers a new flexible approach to office furniture design. Contemporary styling is combined modern demands of the working office. Adapt II is focused around a steel under structure that forms the foundation of the range. Optional vertical and horizontal cable management, screens are all supported from the under structure ensuring a stable quality solution. All steel work is available in a choice of Silver or contemporary White with the desk tops available in a choice of three colour finishes. Desk tops are also available in both 600mm and 800mm depths ensuring all possible configurations can be achieved. The sliding top options allows for easy cable management from above the desk. Adapt II is available from stock for immediate delivery and comes with an 8 year manufacturers guarantee.

“fixed and sliding tops...”



# Adapt II

Bench desk system - Fixed tops



## Details & Features



**Bench Leg**

Steel legs and framework for enhanced strength and stability. Finished in Silver or White.



**Mass Cable Riser**

Vertical cable management allows cables to rise from the floor via Single Leg and Mass Cable Risers.



**Cable Management**

25mm desk tops, each has 3 scalloped cut outs to allow easy cable management.



**Seating**

Our selection of task seating can be found in our seating section.

PG 190-227

## Finish Options

When ordering add your frame colour and top finish

Colours available - Silver or White frames with Beech, White or Walnut tops. Please add suffix when ordering eg. E168 with White frame and Beech top = E168-WH-B

Silver frame (S)  
RAL 9006

White frame (WH)  
RAL 9016



Beech (B)



White (WH)





Walnut (W)



# Adapt II Commercial desking - Bench desk system - Fixed tops

## Single Desk

CODE	A	B
E126	1200	600
E146	1400	600
E166	1600	600
E128	1200	800
E148	1400	800
E168	1600	800




## Double Desk Configuration

- Two single desks in a side by side
- One central shared leg frame
- 25mm thick tops

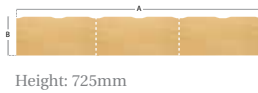


CODE	A	B
E246	2400	600
E286	2800	600
E326	3200	600
E248	2400	800
E288	2800	800
E328	3200	800




## Triple Desk Configuration

- Three single desks in a side by side
- Two central shared leg frame
- 25mm thick tops




CODE	A	B
E366	3600	600
E426	4200	600
E486	4800	600
E368	3600	800
E428	4200	800
E488	4800	800




## Back To Back Desks

- Two desks back to back
- 25mm thick tops

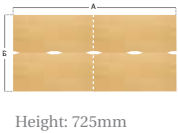


CODE	A	B
E1212	1200	1200
E1412	1400	1200
E1612	1600	1200
E1216	1200	1600
E1416	1400	1600
E1616	1600	1600




## Double Back To Back Desks

- Four desks back to back
- Recessed center leg support
- 25mm thick tops

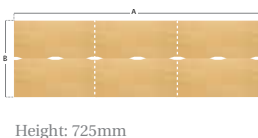


CODE	A	B
E2412	2400	1200
E2812	2800	1200
E3212	3200	1200
E2416	2400	1600
E2816	2800	1600
E3216	3200	1600

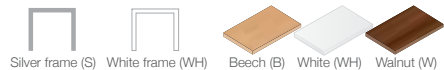


## Triple Back To Back Desks

- Six desks back to back
- Recessed center leg supports
- 25mm thick tops



CODE	A	B
E3612	3600	1200
E4212	4200	1200
E4812	4800	1200
E3616	3600	1600
E4216	4200	1600
E4816	4800	1600



# Adapt II Configure your starter and add on units - Fixed tops

## Starter Units



- Single starter desk




Height: 725mm



- Back to back starter desk



CODE	A	B
E126-SB	1200	600
E146-SB	1400	600
E166-SB	1600	600
E128-SB	1200	800
E148-SB	1400	800
E168-SB	1600	800
E1212-SB	1200	1200
E1412-SB	1400	1200
E1612-SB	1600	1200
E1216-SB	1200	1600
E1416-SB	1400	1600
E1616-SB	1600	1600



## Add On Units



- Single add on desk




Height: 725mm



- Back to back add on desk
- Uses recessed centre leg



CODE	A	B
E126-AB	1200	600
E146-AB	1400	600
E166-AB	1600	600
E128-AB	1200	800
E148-AB	1400	800
E168-AB	1600	800
E1212-AB	1200	1200
E1412-AB	1400	1200
E1612-AB	1600	1200
E1216-AB	1200	1600
E1416-AB	1400	1600
E1616-AB	1600	1600



## Sample Configurations - Mix and match colours and sizes - Fixed tops

Each configuration starts with a “starter unit”.

Choose your “starter unit” width, depth and colour, then simply add your “add on” units.


**Please note**

You can't mix 600 with 800 or 1200 with 1600 **DEEP** units.

You can't mix fixed and sliding top units

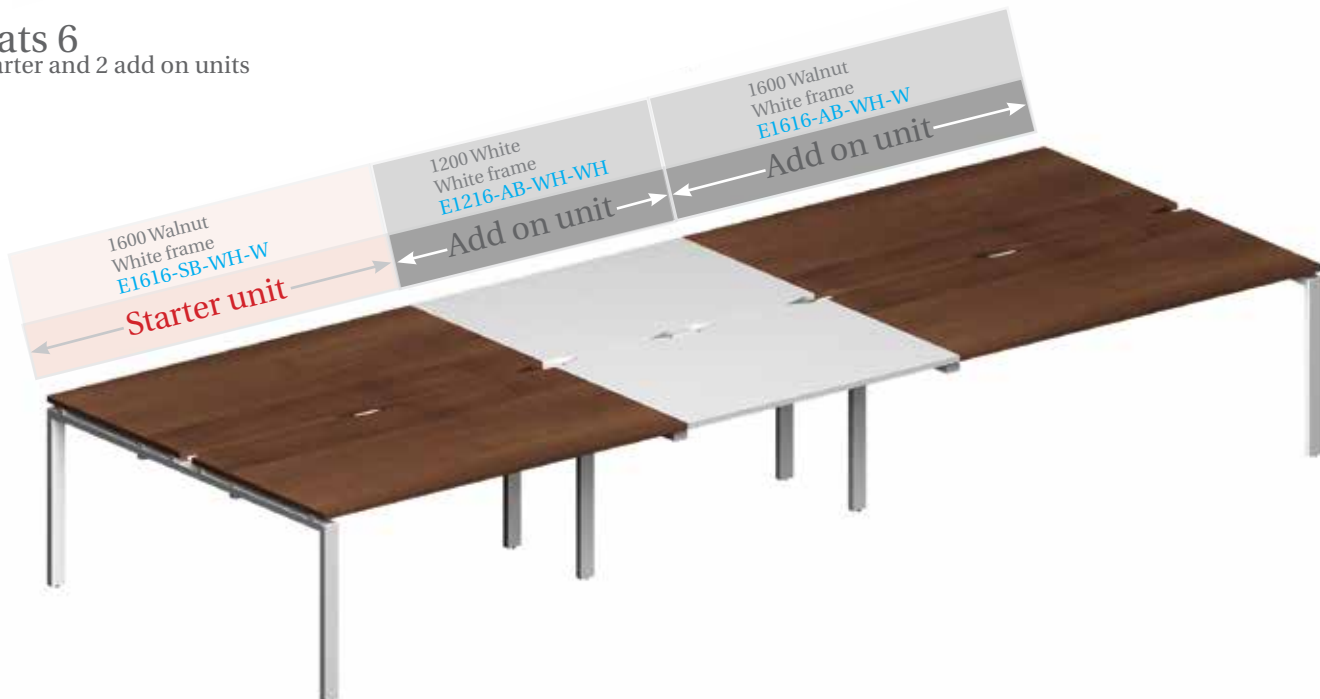
### Seats 8

1 starter and 3 add on units



### Seats 6

1 starter and 2 add on units



# Adapt II Bench desk system - **NEW Sliding tops**



## Details & Features



### Sliding tops

The top slides out 125mm giving you greater access to the cable tray allowing easy access from the top.



### Mass Cable Riser

Vertical cable management allows cables to rise from the floor via Single Leg and Mass Cable Risers.



### Cable Management

25mm desk tops, each has 3 scalloped cut outs to allow easy cable management.



### Seating

Our selection of mesh seating can be found in our seating section.

PG 190-201

## Finish Options

When ordering add your frame colour and top finish

Colours available - Silver or White frames with Beech, White or Walnut tops. Please add suffix when ordering eg. [STE1212](#) with White frame and Beech top = [STE1212-WH-B](#)



# Adapt II Commercial desking - Bench desk system - Sliding tops

## Back To Back Desks




- Two desks back to back
- 25mm thick tops



Height: 725mm

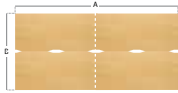
CODE	A	B
STE1212	1200	1200
STE1412	1400	1200
STE1612	1600	1200
STE1216	1200	1600
STE1416	1400	1600
STE1616	1600	1600



## Double Back To Back Desks




- Four desks back to back
- Recessed center leg support
- 25mm thick tops



Height: 725mm

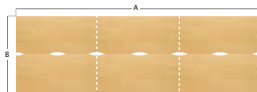
CODE	A	B
STE2412	2400	1200
STE2812	2800	1200
STE3212	3200	1200
STE2416	2400	1600
STE2816	2800	1600
STE3216	3200	1600



## Triple Back To Back Desks



- Six desks back to back
- Recessed center leg supports
- 25mm thick tops



Height: 725mm

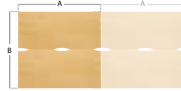
CODE	A	B
STE3612	3600	1200
STE4212	4200	1200
STE4812	4800	1200
STE3616	3600	1600
STE4216	4200	1600
STE4816	4800	1600




## Starter Units



- Back to back starter desk



CODE	A	B
STE1212-SB	1200	1200
STE1412-SB	1400	1200
STE1612-SB	1600	1200
STE1216-SB	1200	1600
STE1416-SB	1400	1600
STE1616-SB	1600	1600



## Add On Units



- Back to back add on desk
- Uses recessed centre leg



CODE	A	B
STE1212-AB	1200	1200
STE1412-AB	1400	1200
STE1612-AB	1600	1200
STE1216-AB	1200	1600
STE1416-AB	1400	1600
STE1616-AB	1600	1600



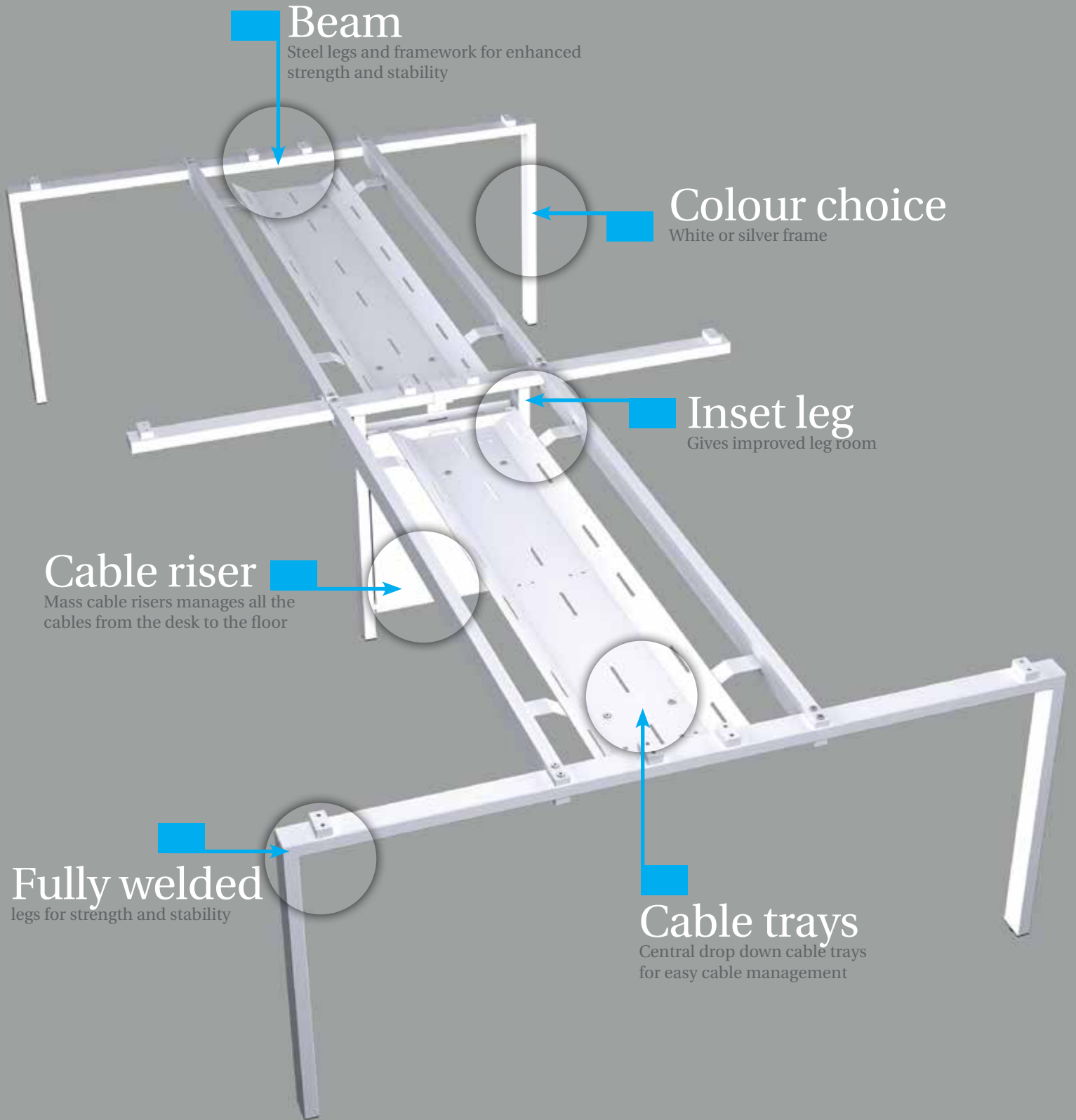
## Slide out tops individually or slide all tops at once





# Adapt II

Structure & features



**Beam**  
Steel legs and framework for enhanced strength and stability

**Colour choice**  
White or silver frame

**Inset leg**  
Gives improved leg room

**Cable riser**  
Mass cable risers manages all the cables from the desk to the floor

**Fully welded**  
legs for strength and stability

**Cable trays**  
Central drop down cable trays for easy cable management

# Adapt II Commercial desking - Accessories

## Central Drop Down Cable Tray & Bracket



CODE	DESCRIPTION
<a href="#">ED12DCT</a>	1200mm Central Drop Down Cable Tray & Bracket
<a href="#">ED14DCT</a>	1400mm Central Drop Down Cable Tray & Bracket
<a href="#">ED16DCT</a>	1600mm Central Drop Down Cable Tray & Bracket



Silver (S) White (WH)

Available in Silver (S) or White(WH).  
Please add suffix when ordering eg.  
[ED12DCT](#) in White = [ED12DCT-WH](#)

- Shared cable tray
- Sits central to two back to back desks
- Drops down for easy access
- Accepts power & data
- Cables can run between 2 trays
- Slots for cable ties

## Mass Vertical Cable Riser



CODE	DESCRIPTION
<a href="#">EDCR</a>	Mass Cable Riser for Intermediate Bench Leg



Silver (S) White (WH)

Available in Silver (S) or White(WH).  
Please add suffix when ordering eg.  
[EDCR](#) in White = [EDCR-WH](#)

- Fits between recessed leg support
- Segregated cables
- Easily removable
- Easy access

## Single Desk Cable Tray



- Single desk
- Accepts power & data
- Easy access
- Slots for cable ties

CODE	DESCRIPTION
<a href="#">ED12SCT</a>	1200mm Single Desk Cable Tray
<a href="#">ED14SCT</a>	1400mm Single Desk Cable Tray
<a href="#">ED16SCT</a>	1600mm Single Desk Cable Tray



Silver (S) White (WH)

Available in Silver (S) or White(WH).  
Please add suffix when ordering eg.  
[ED12SCT](#) in White = [ED12SCT-WH](#)

## Magnetic Vertical Cable Riser



- Magnetic connection
- Fits all legs
- Easily removable
- Easy access

CODE	DESCRIPTION
<a href="#">EDMCR</a>	Magnetic Cable Riser




Silver (S) White (WH)

Available in Silver (S) or White(WH).  
Please add suffix when ordering eg.  
[EDMCR](#) in White = [EDMCR-WH](#)

# Adapt II Screens


## Straight Fabric Screens




CODE	A	B		
A1200	1200	380		
A1400	1400	380		
A1600	1600	380		

STOCKED    MADE TO ORDER

**Stocked finish**

 BLUE (B)

**Made to Order**  
Bands A&B  
See page 132



Frame available in Silver (S) or White (WH).  
Please add suffix when ordering eg.  
A1200 with Silver frame and Blue fabric = **A1200-S-B**

## Straight Glazed Screens



CODE	A	B		
AG1200	1200	380		
AG1400	1400	380		
AG1600	1600	380		

STOCKED    MADE TO ORDER

**Stocked finish**

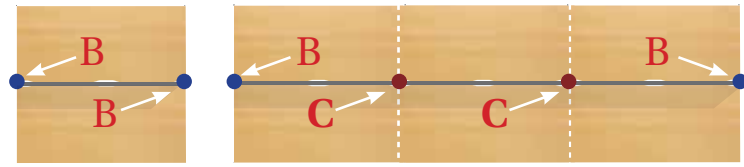
 POLAR WHITE (W)

**Made to Order**

-  CHILI RED (R)
-  MANDARIN ORANGE (O)
-  ACID GREEN (G)
-  ELECTRIC BLUE (B)

Frame available in Silver (S) or White (WH).  
Please add suffix when ordering eg.  
AG1200 with White frame and Red glaze = **AG1200-WH-R**

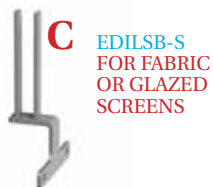
## Screen Brackets - BACK TO BACK DESKS



Order  
2 x **EDELSB**

Order  
2 x **EDELSB** & 2 x **EDILSB**

CODE	DESCRIPTION
B <b>EDELSB</b>	End
C <b>EDILSB</b>	Intermediate



Bracket available in Silver (S) or White (WH). Match screen trim colour to bracket colour. Please add suffix when ordering eg. **EDELSB** in White = **EDELSB-WH**


## Screen Accessories Pack



CODE	DESCRIPTION
<b>SCRN-PACK-WH</b>	Pack - White
<b>SCRN-PACK-S</b>	Pack - Silver

Pack contains:  
Pen holder  
A4 paper tray  
Phone holder  
Name holder

## Screen Brackets - DESKS NOT BACK TO BACK



Order  
**AFSBK**  
1 pair, per screen

Order  
**AGSBK**  
1 pair, per screen

CODE	DESCRIPTION
D <b>AFSBK</b>	For fabric screen
E <b>AGSBK</b>	For glazed screen



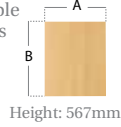
# Adapt II Commercial desking - Additional storage

## 2 and 3 Drawer Mobile Pedestals

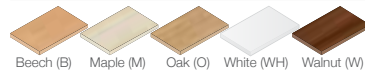


- R2M 1 filing drawer & 1 shallow drawer
- Accepts both A4 & foolscap Files
- Lockable
- Castors

- R3M with 3 shallow drawers
- Lockable
- Castors




CODE	A	B	DRAWERS
R2M	426	600	2 Drawers
R3M	426	600	3 Drawers



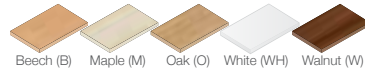
## Desk High Pedestal



- 2 shallow and 1 filing drawer
- Accepts both A4 & foolscap files
- Lockable



CODE	A	B
R25DH6	426	600
R25DH8	426	800

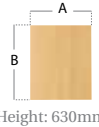


## Slim Line and Tall Mobile Pedestals

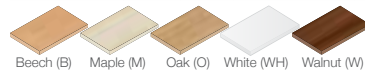


- TNMP 3 shallow drawers
- Lockable
- Castors

- TMP 2 shallow and 1 filing drawer
- Accepts both A4 & foolscap Files
- Lockable
- Castors



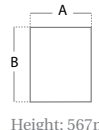
CODE	A	B	DRAWERS
TNMP	300	600	3 Drawers
TMP	426	600	3 Drawers



## 2 and 3 Drawer Mobile Pedestals



- R2M 1 filing drawer & 1 shallow drawer
- Accepts both A4 & foolscap Files
- Lockable
- Castors
- R3M with 3 shallow drawers
- Lockable
- Castors



CODE	A	B	DRAWERS
R2M	426	600	2 Drawers
R3M	426	600	3 Drawers

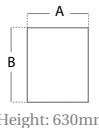


## Slim Line and Tall Mobile Pedestals



- TMNP 3 shallow drawers
- Lockable
- Castors

- TMP 2 shallow and 1 filing drawer
- Accepts both A4 & foolscap Files
- Lockable
- Castors



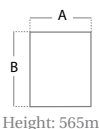
CODE	A	B	DRAWERS
TNMP	300	600	3 Drawers
TMP	426	600	3 Drawers



## 3 Drawer Mobile Steel Pedestal



- Fully locking
- Accepts both A4 & foolscap files
- 1 filing and 2 shallow drawers
- With castors
- Ball bearing runners
- 5<sup>th</sup> castor on drawer front for anti-tilt
- Front castors have brake lock



CODE	A	B
MP3	391	545

