

# Maestro 25 WL

Commercial desking - White cantilever frame



## About Maestro 25 WL

Maestro 25 WL comprises of 25mm thick MFC desk tops with white steel powder coated leg frames for a modern style. Available in five wood finishes from stock and is supported with an 8 year manufacturers guarantee.



# Maestro 25 WL White cantilever frame



## Details & Features



**Cantilever legs**

Standard cantilever leg design with adjustable feet. Legs painted White. 25mm desk top and 18mm MFC back modesty panel.



**Screens**

Choice of screen styles, sizes and colours compliment the range..

PG 122-127



**Storage**

A wide range of contemporary storage accompanies this range to suit all office environments.

PG 94-103



**Seating**

Our selection of operator seating can be found in our seating section.

PG 196-227

## Finish Options

Colours available in Beech, Maple, Oak, White and Walnut. Please add suffix when ordering eg. [MC608WH](#) in Beech = [MC608WHB](#)



Beech (B)



Maple (M)



Oak (O)



White (WH)



Walnut (W)



# Maestro 25 WL Commercial desking - White cantilever frame

## Straight Desk 600mm Deep

CODE	A	B
MC608WH	800	600
MC610WH	1000	600
MC612WH	1200	600
MC614WH	1400	600
MC616WH	1600	600
MC618WH	1800	600




- Shallow desks 600mm deep
- 25mm thick top
- Deluxe double upright leg for strength
- Two cable access ports
- MC608 & MC610 have single cable access ports

## Straight Desk 800 Deep



- 25mm thick top
- Silver cantilever
- Deluxe double upright leg for strength
- Two cable access ports
- MC8S has single cable access port



CODE	A	B
MC8WH	800	800
MC10WH	1000	800
MC12WH	1200	800
MC14WH	1400	800
MC16WH	1600	800
MC18WH	1800	800



## Straight Desk with 2 Drawer Pedestal



- 25mm thick top
- Silver cantilever
- Deluxe double upright leg for strength
- Two cable access ports
- 2 drawer fixed lockable pedestal
- Accepts A4 & foolscap files
- Pedestal can be fitted to left or right hand



CODE	A	B
MC12P2WH	1200	800
MC14P2WH	1400	800
MC16P2WH	1600	800
MC18P2WH	1800	800



## Straight Desk with 3 Drawer Pedestal



- 25mm thick top
- Silver cantilever
- Deluxe double upright leg for strength
- Two cable access ports
- 3 drawer fixed lockable pedestal
- Pedestal can be fitted to left or right hand



CODE	A	B
MC12P3WH	1200	800
MC14P3WH	1400	800
MC16P3WH	1600	800
MC18P3WH	1800	800



## Straight Desk with 2 and 2 Drawer Pedestals



- 25mm thick top
- Silver cantilever
- Deluxe double upright leg for strength
- Two cable access ports
- Two 2 drawer fixed lockable pedestals
- Accepts A4 & foolscap files



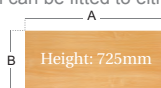
CODE	A	B
MC16P22WH	1600	800
MC18P22WH	1800	800



## Straight Desk with 2 and 3 Drawer Pedestals



- 25mm thick top
- Silver cantilever
- Deluxe double upright leg for strength
- Two cable access ports
- 2 and 3 drawer fixed lockable pedestals
- Accepts A4 & foolscap files
- Pedestal can be fitted to either side



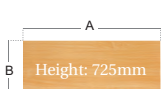
CODE	A	B
MC16P23WH	1600	800
MC18P23WH	1800	800




## Straight Desk with 3 and 3 Drawer Pedestals



- 25mm thick top
- Silver cantilever
- Deluxe double upright leg for strength
- Two cable access ports
- Two 3 drawer fixed lockable pedestals



CODE	A	B
MC16P33WH	1600	800
MC18P33WH	1800	800

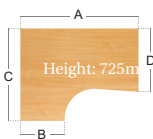


# Maestro 25 WL Commercial desking - White cantilever frame

## Left Hand Ergonomic Desk



- 25mm thick top
- Silver cantilever
- Deluxe double upright leg for strength
- Two cable access ports
- Accepts one fixed pedestal on 800mm end



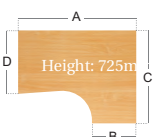
CODE	A	B	C	D
25WHEL14	1400	600	1200	800
25WHEL16	1600	600	1200	800
25WHEL18	1800	600	1200	800



## Right Hand Ergonomic Desk



- 25mm thick top
- Silver cantilever
- Deluxe double upright leg for strength
- Two cable access ports
- Accepts one fixed pedestal on 800mm end



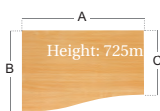
CODE	A	B	C	D
25WHER14	1400	600	1200	800
25WHER16	1600	600	1200	800
25WHER18	1800	600	1200	800



## Left Hand Wave Desk



- 25mm thick top
- Silver cantilever
- Deluxe double upright leg for strength
- Two cable access ports
- Accepts one fixed pedestal on 800mm end



CODE	A	B	C
25WHWL12	1200	990	800
25WHWL14	1400	990	800
25WHWL16	1600	990	800




## Right Hand Wave Desk



- 25mm thick top
- Silver cantilever
- Deluxe double upright leg for strength
- Two cable access ports
- Accepts one fixed pedestal on 800mm end



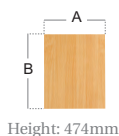
CODE	A	B	C
25WHWR12	1200	990	800
25WHWR14	1400	990	800
25WHWR16	1600	990	800



## 2 and 3 Drawer Fixed Pedestals



- 252F with 1 filing & 1 shallow drawer
- Lockable
- Accepts both A4 & foolscap files
- Castors
- 253F with 3 shallow drawers
- Castors



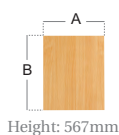
CODE	A	B	DRAWERS
R2F	416	590	2 Drawers
R3F	416	590	3 Drawers



## 2 and 3 Drawer Mobile Pedestals



- R2M 1 filing drawer & 1 shallow drawer
- Accepts both A4 & foolscap Files
- Lockable
- Castors
- R3M with 3 shallow drawers
- Lockable
- Castors



CODE	A	B	DRAWERS
R2M	426	600	2 Drawers
R3M	426	600	3 Drawers

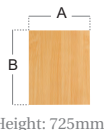


# Maestro 25 WL Storage

## Desk High Pedestal



- 2 shallow and 1 filing drawer
- Accepts both A4 & foolscap files
- Lockable



CODE	A	B
R25DH6	426	600
R25DH8	426	800



## Slim Line and Tall Mobile Pedestals



- TNMP Tall Narrow width pedestal
- 2 shallow and 1 filing drawer
- Lockable
- Castors

- TMP 2 shallow and 1 filing drawer
- Tall mobile pedestal
- Accepts both A4 & foolscap Files
- Lockable
- Castors



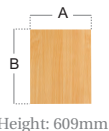
CODE	A	B	DRAWERS
TNMP	300	600	3 Drawers
TMP	426	600	3 Drawers



## 2 and 3 Drawer Deluxe Mobile Pedestals



- With metalbox drawer
- Solid 18mm drawer base
- DMP2 with 1 shallow, 1 filing drawer
- DMP3 with 3 shallow drawers
- Fully locking
- DMP2 accepts both A4 & foolscap files
- Handles optional



CODE	A	B	DRAWERS
DMP2	426	600	2 Drawers
DMP3	426	600	3 Drawers



CODE	QUANTITY
CH2	2 Handles
CH3	3 Handles

Finish: Matt Nickel (Zinc Alloy)

### Bow Handles



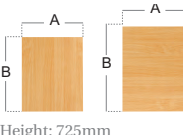
Add stylish handles.  
CH2 used on DMP2  
CH3 Used on DMP3

## 3 Drawer Desk High Deluxe Pedestal




- Fully locking
- Metalbox drawer surrounds
- 18mm solid drawer base
- Accepts both A4 & foolscap files
- Handles optional
- 2 shallow and 1 filing drawer

P63: 600mm deep, designed to fit at 600mm side of ergonomic desk.  
P83: 800mm deep, designed to fit alongside all 800mm deep desks.



CODE	A	B
P63	426	600
P83	426	800



CODE	QUANTITY
CH3	3 Handles

Finish: Matt Nickel (Zinc Alloy)

### Bow Handles

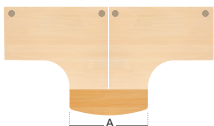


Customise your pedestals with these stylish handles.


## D-Ends - 1200 wide



- D-end meeting table
- Attaches with supplied brackets
- Leg colour to match desk
- Desk high



CODE	DESCRIPTION
SME12W	A=1200 wide, 400 deep



## D-Ends - 1600 wide



- D-end meeting table
- Attaches with supplied brackets
- Leg colour to match desk
- Desk high



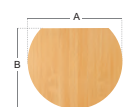
CODE	DESCRIPTION
SME16W	A=1600 wide, 400 deep



## D-Ends - Circular



- Supplied with a silver post leg
- Fits alongside 800mm depth desk edges
- 25mm thick top



Height: 725mm

CODE	A=DIAMETER	B
ECW	1200	1045

